

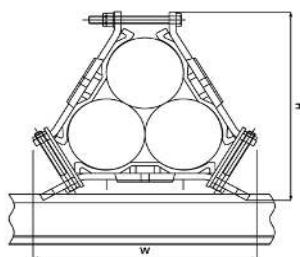
## Atlas Cleat Data Sheet

Atlas cable cleats are available for Trefoil and Single cable applications where high levels of short circuit withstand are required. As well as providing cables with significant mechanical support, the unique patented design provides a choice of one bolt, two bolt or framing channel fixing options. Manufactured in galvanised steel (this cleat also comes in stainless steel to offer ultimate protection against the harshest environmental conditions) all cleats are supplied with an M12 nut and locking nut, M12 washer and an M12 A2 stainless steel top bolt to eliminate eddy currents. The cleat is also supplied with two M12 nuts, bolts and washers, for adjustment and two Atlas Stabilizers in Low Smoke & Fume Zero Halogen Nylon (MDS02 Data Sheet)\*. Single cable cleats are supplied with a Low Smoke & Fume Zero Halogen Polymeric washer (MDS01 Data Sheet)\*. **UK Patent GB 228 4444**

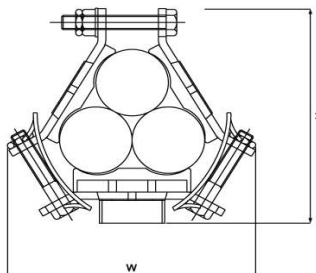
To protect and cushion the cables during short circuit conditions, the cleat comes with integral Low Smoke & Fume Zero Halogen Polymeric pads (MDS01 Data Sheet)\*.

For the intermediate strap type AS please contact our Sales office.

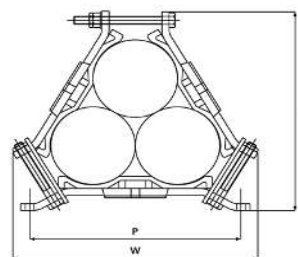
\* Material Data Sheets MDS01 & MDS02 are available on request.



Framing Channel



Single Bolt



Two Bolt

## Selection Table for Trefoil Cable Applications

Part Number	Cable Dia. Range mm	Dimensions													Weight g
		Two Bolt					Single Bolt				Framing Channel				
		W mm	H mm	C mm	P mm	Fixing Holes	W mm	H mm	C mm	Fixing Hole	W mm	H mm	C mm	Fixing Hole	
AR2-A31-*	24-26	170	121	54	150	2xM10	144	130	54	1xM10	144	125	54	1xM10	930
AR2-A32-	26-30	170	122	54	150	2xM10	144	130	54	1xM10	144	125	54	1xM10	930
AR2-A33-	30-35	170	133	54	150	2xM10	157	141	54	1xM10	157	136	54	1xM10	970
AR2-A34-	35-40	170	134	54	150	2xM10	158	142	54	1xM10	158	137	54	1xM10	930
AR3-A35-	40-45	198	158	54	175	2xM10	185	165	54	1xM10	185	160	54	1xM10	1200
AR3-A36-	45-50	198	160	54	175	2xM10	187	167	54	1xM10	187	162	54	1xM10	1200
AR4-A37-	50-55	214	174	54	200	2xM10	204	182	54	1xM12	204	177	54	1xM12	1300
AR4-A38-	55-60	214	179	54	200	2xM10	210	187	54	1xM12	210	182	54	1xM12	1300
AR4-A39-	60-66	214	185	54	200	2xM10	217	193	54	1xM12	217	188	54	1xM12	1300
AR5-A61-	66-71	250	225	54	225	2xM10	254	225	54	1xM12	254	220	54	1xM12	1800
AR5-A62-	71-76	250	226	54	225	2xM10	255	226	54	1xM12	255	221	54	1xM12	1800
AR5-A63	76-82	250	230	54	225	2xM10	260	230	54	1xM12	260	225	54	1xM12	1800
AR8-A64-	82-92	285	250	54	225	2xM10	N/A			N/A				2100	
AR8-A65-	92-102	285	250	54	225	2xM10	N/A			N/A				1900	

Dimension 'C' is the cleat depth - not shown on drawing

\*To order please add fixing suffix: Two Bolt-TB Single Bolt-SB Framing Cleat-FC

## Selection Table for Single Cable Applications

Part Number	Cable Dia. Range mm	Dimensions													Weight g
		Two Bolt					Single Bolt				Framing Channel				
		W mm	H mm	C mm	P mm	Fixing holes	W mm	H mm	C mm	Fixing Hole	W mm	H mm	C mm	Fixing Hole	
AR2-A11-*	38-41	170	128	54	150	2xM10	144	136	54	1xM10	144	131	54	1xM10	950
AR2-A12-	41-74	170	129	54	150	2xM10	144	136	54	1xM10	144	131	54	1xM10	930
AR2-A13-	47-55	170	140	54	150	2xM10	157	147	54	1xM10	157	142	54	1xM10	940
AR2-A14-	55-63	170	141	54	150	2xM10	158	148	54	1xM10	158	143	54	1xM10	930
AR3-A15-	63-70	198	164	54	175	2xM10	185	172	54	1xM10	185	167	54	1xM10	1200
AR3-A16-	70-79	198	166	54	175	2xM10	187	173	54	1xM10	187	168	54	1xM10	1200
AR4-A17-	79-87	214	180	54	200	2xM10	204	188	54	1xM12	204	183	54	1xM12	1300
AR4-A18-	87-95	214	186	54	200	2xM10	210	193	54	1xM12	210	188	54	1xM12	1300
AR4-A19-	95-104	214	192	54	200	2xM10	217	199	54	1xM12	217	197	54	1xM12	1300
AR5-A51-	104-112	250	231	54	225	2xM10	254	231	54	1xM12	254	226	54	1xM12	1700
AR5-A52-	112-120	250	232	54	225	2xM10	255	232	54	1xM12	255	227	54	1xM12	1700
AR5-A53	120-130	250	237	54	225	2xM10	260	237	54	1xM12	260	232	54	1xM12	1700

Dimension 'C' is the cleat depth - not shown on drawing

\*To order please add fixing suffix: Two Bolt-TB Single Bolt-SB Framing Cleat-FC



## Testing Information

Atlas Cleats have been tested in line with the European Standard of 'Cable Cleats for Electrical Installations' BS EN 50368:2003. Typical results are detailed below:

Properties	BS EN 50368:2003 Classification Clause	Units / Classification	Atlas Trefoil Cable Application Test Data	Atlas Single Cable Application Test Data
Cleat Type	6.1, 6.1.3	Composite	-	-
Impact Resistance	6.2, 6.2.5, 9.3	Very heavy Classification (6.7kg @ 300mm)	Pass	Pass
Resistance to Electro Mechanical Force	6.3	Refer to Ellis Patents for further details.	Refer to Ellis Patents for further details.	Refer to Ellis Patents for further details.
Temperature for Permanent Application	6.4	°C	-40 to 60	-40 to 60
Needle Flame Test	6.5, 10.0	Application Time (seconds)	>120	>120
Lateral Load Test	9.2	Newtons (N)	Refer to Ellis Patents for further details.	10670
Axial Movement Test	9.5		2000	1450