



Installation Instructions One Hole Cable Clamp


- 1) Position the cable clamp and fixing (not supplied) onto the support structure.



- 2) Install the cable.



- 3) Locate the other half of the cable clamp. Secure with a nut and washer (not supplied) to the support structure and tighten.



- 4) **Important:** Do not over tighten the clamp. The clamp should secure the cable but does not need to be so tight that the cable bulges at either side of the clamp or becomes angled excessively.

