

Earth Bars

Earth bars are available in a variety of sizes and specifications. Our standard earth bars are shown in the tables below. Special earth bars manufactured to customer requirements are also available.

Recommended fixing by countersunk wood screw 1 1/2" x No. 12 and No. 12 wall plug.

Earth Bars


| No. Terminations | L mm | W mm | H mm | Unit Weight kg | Pack Quantity | Part Number |
|------------------|------|------|------|----------------|---------------|----------------|
| 6 | 400 | 90 | 60 | 2.00 | 1 | EBC 006 |
| 8 | 500 | | | 2.30 | | EBC 008 |
| 10 | 650 | | | 3.20 | | EBC 010 |
| 12 | 750 | | | 4.00 | | EBC 012 |
| 14 | 850 | | | 4.90 | | EBC 014 |
| 16 | 950 | | | 5.80 | | EBC 016 |
| 18 | 1100 | | | 6.70 | | EBC 018 |
| 20 | 1250 | | | 7.60 | | EBC 020 |
| 22 | 1300 | | | 8.50 | | EBC 022 |
| 24 | 1400 | | | 9.40 | | EBC 024 |
| 26 | 1550 | | | 10.30 | | EBC 026 |
| 28 | 1650 | | | 11.20 | | EBC 028 |
| 30 | 1800 | | | 12.10 | | EBC 030 |

Earth Bars with Single Disconnecting Link

| No. Terminations | L mm | W mm | H mm | Unit Weight kg | Pack Quantity | Part Number |
|------------------|------|------|------|----------------|---------------|----------------|
| 6 | 485 | 90 | 60 | 2.50 | 1 | EBC 106 |
| 8 | 585 | | | 3.00 | | EBC 108 |
| 10 | 735 | | | 3.90 | | EBC 110 |
| 12 | 835 | | | 4.70 | | EBC 112 |
| 14 | 935 | | | 5.60 | | EBC 114 |
| 16 | 1035 | | | 6.50 | | EBC 116 |
| 18 | 1185 | | | 7.40 | | EBC 118 |
| 20 | 1335 | | | 8.30 | | EBC 120 |
| 22 | 1385 | | | 9.20 | | EBC 122 |
| 24 | 1485 | | | 10.10 | | EBC 124 |
| 26 | 1635 | | | 11.00 | | EBC 126 |
| 28 | 1735 | | | 11.90 | | EBC 128 |
| 30 | 1885 | | | 12.80 | | EBC 130 |



EBC 006



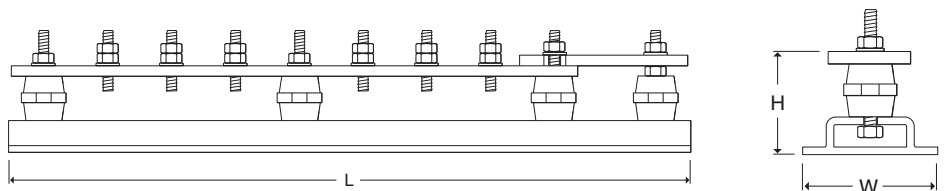
EBC 010



EBC 106



EBC 108



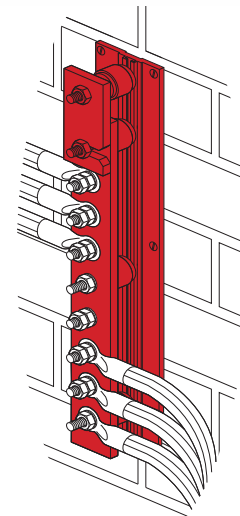
Earth Bars (continued)

Earth Bars with Double Disconnecting Links.

| No. Terminations | L mm | W mm | H mm | Unit Weight kg | Pack Quantity | Part Number |
|------------------|------|------|------|----------------|---------------|----------------|
| 6 | 570 | 90 | 60 | 3.10 | 1 | EBC 206 |
| 8 | 670 | | | 3.70 | | EBC 208 |
| 10 | 820 | | | 4.50 | | EBC 210 |
| 12 | 920 | | | 5.30 | | EBC 212 |
| 14 | 1020 | | | 6.20 | | EBC 214 |
| 16 | 1120 | | | 7.10 | | EBC 216 |
| 18 | 1270 | | | 8.00 | | EBC 218 |
| 20 | 1420 | | | 8.90 | | EBC 220 |
| 22 | 1470 | | | 9.80 | | EBC 222 |
| 24 | 1570 | | | 10.70 | | EBC 224 |
| 26 | 1720 | | | 11.60 | | EBC 226 |
| 28 | 1820 | | | 12.50 | | EBC 228 |
| 30 | 1885 | | | 13.40 | | EBC 230 |



EBC 206



Material:

Bar: 50 x 6mm hard drawn copper bar to BS EN 13601.

Base: Plastic.

Fittings: M10 Hexagon Head Set Screws, Nuts & Washers.

Disconnecting Link

The disconnecting link provides a temporary break in the earth connection to allow inspection and testing of the earth electrode.

| L mm | W mm | H mm | Unit Weight kg | Pack Quantity | Part Number |
|------|------|------|----------------|---------------|----------------|
| 120 | 45 | 45 | 0.6 | 1 | EBC 100 |



EBC 100

