

Covered Conductors – Tree Wire Systems

Description:

Tree wire or covered open wire consists of the conductor (aluminum, aluminum alloy or ACSR) and the extruded covering (conductor shield, low density inner layer and protective outer layer). Covering thickness depends on the system voltage. It is designed for full span applications and is supported on polyethylene insulators. We also offer a two layer covered conductor design for 15kV systems that are not subject to heavy tree contact. Covered conductors are available in black or gray depending on visual preference.


Benefits:

- Covering prevents faults due to contact
- Proprietary, high density outer layer resists abrasion, electrical tracking and UV degradation.
- Reduced NESC phase spacing is possible due to high impulse strength covering.
- Pole hardware is the same as bare wire construction except that Hendrix polyethylene insulators are required.

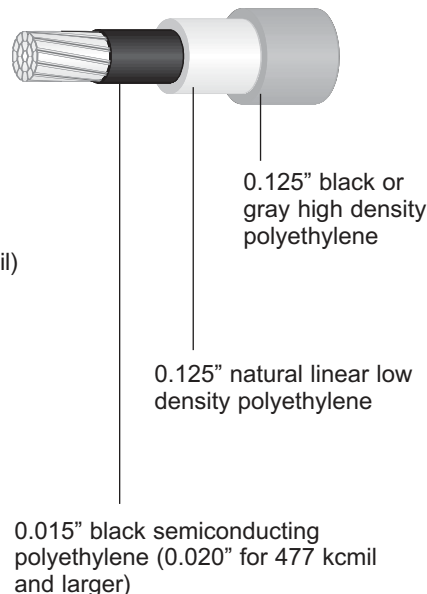
Application:

Hendrix provides tree wire designed for systems from 15kV through 46kV. Polyethylene insulators must be used to insure dielectric compatibility with conductor covering. Conductors are supported on crossarms or standoff brackets. Span lengths are limited by the conductor breaking strength and the amount of sag that is permissible. Covered conductors are rated for continuous operation at 75°C. (Consult Hendrix sales representative for 46kV tree wire systems).

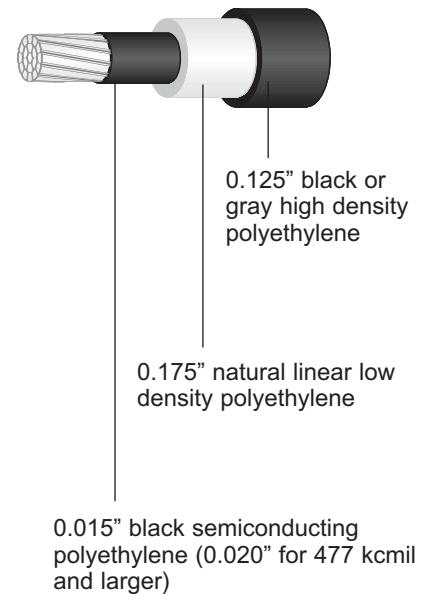
15kV Tree Wire



25kV Tree Wire



35kV Tree Wire



Aluminum, Aluminum Alloy or ACSR (copper, AWAC, ACAR conductors are also available)

continued

Covered Conductors – Tree Wire Systems



ACSR Concentric Round Conductors*

Size	Strands (Al/Steel)	15kV 2 layer Tree Wire			15kV Tree Wire			25kV Tree Wire			35kV Tree Wire		
		Cable Diameter (inches)	Cable Weight (lbs/1000 ft)		Cable Diameter (inches)	Cable Weight (lbs/1000 ft)		Cable Diameter (inches)	Cable Weight (lbs/1000 ft)		Cable Diameter (inches)	Cable Weight (lbs/1000 ft)	
#2 AWG	6/1	0.616	190		0.646	207		0.846	304		NA	NA	
1/0 AWG	6/1	0.698	264		0.728	284		0.928	391		1.028	454	
2/0 AWG	6/1	0.747	314		0.777	336		0.977	450		1.077	516	
3/0 AWG	6/1	0.802	376		0.832	400		1.032	521		1.132	591	
4/0 AWG	6/1	0.863	452		0.893	478		1.093	607		1.193	681	
266.8 kcmil	18/1	0.909	454		0.939	480		1.139	615		1.239	691	
266.8 kcmil	26/7	0.942	534		0.972	561		1.172	700		1.272	778	
336.4 kcmil	18/1	0.984	547		1.014	576		1.214	720		1.314	802	
336.4 kcmil	26/7	1.020	648		1.050	677		1.250	826		1.350	910	
336.4 kcmil	30/7	1.041	717		1.071	747		1.271	899		1.371	984	
397.5 kcmil	18/1	1.043	629		1.073	660		1.273	812		1.373	897	
397.5 kcmil	24/7	1.072	710		1.102	740		1.302	896		1.402	983	
397.5 kcmil	26/7	1.083	747		1.113	778		1.313	935		1.413	1,023	
477.0 kcmil	18/1	1.114	733		1.154	775		1.354	938		1.454	1,028	
477.0 kcmil	24/7	1.146	830		1.186	872		1.386	1,039		1.486	1,131	
477.0 kcmil	26/7	1.158	875		1.198	918		1.398	1,086		1.498	1,179	
477.0 kcmil	30/7	1.183	971		1.223	1,015		1.423	1,186		1.523	1,281	
556.5 kcmil	18/1	1.179	835		1.219	881		1.419	1,052		1.519	1,146	
556.5 kcmil	24/7	1.214	948		1.254	994		1.454	1,169		1.554	1,265	
556.5 kcmil	26/7	1.227	1001		1.267	1,047		1.467	1,223		1.567	1,321	
636.0 kcmil	18/1	1.240	937		1.280	986		1.480	1,165		1.580	1,263	
636.0 kcmil	24/7	1.277	1066		1.317	1,114		1.517	1,297		1.617	1,398	
636.0 kcmil	26/7	1.290	1125		1.330	1,174		1.530	1,359		1.630	1,460	
795.0 kcmil	24/7	1.392	1298		1.432	1,352		1.632	1,550		1.732	1,657	
795.0 kcmil	26/7	1.408	1373		1.448	1,428		1.648	1,628		1.748	1,736	
795.0 kcmil	45/7	1.363	1158		1.403	1,209		1.603	1,403		1.703	1,509	

continued

* Conductor selection must be based on rated breaking strength, span length and regional loading conditions.



Aluminum Alloy (6201-T81) Concentric Round Conductors*

* Conductor selection must be based on rated breaking strength, span length and regional loading conditions.

Equivalent Size	Code Word	15kV 2 layer Tree Wire		15kV Tree Wire		25kV Tree Wire		35kV Tree Wire	
		Cable Diameter (inches)	Cable Weight (lbs/1000 ft)	Cable Diameter (inches)	Cable Weight (lbs/1000 ft)	Cable Diameter (inches)	Cable Weight (lbs/1000 ft)	Cable Diameter (inches)	Cable Weight (lbs/1000 ft)
#2 AWG	Ames	0.616	171	0.646	189	0.846	286	NA	NA
1/0 AWG	Azusa	0.698	234	0.728	255	0.928	362	1.028	424
2/0 AWG	Anaheim	0.747	276	0.777	299	0.977	413	1.077	478
3/0 AWG	Amherst	0.802	328	0.832	353	1.032	474	1.132	543
4/0 AWG	Alliance	0.863	392	0.893	419	1.093	548	1.193	621
266.8 kamil	Butte	0.942	464	0.972	493	1.172	632	1.272	709
336.4 kamil	Canton	1.021	559	1.051	592	1.251	741	1.351	822
397.5 kamil	Cairo	1.083	641	1.113	677	1.313	834	1.413	918
477.0 kamil	Darien	1.158	748	1.198	796	1.398	964	1.498	1,053
556.5 kamil	Elgin	1.227	853	1.267	904	1.467	1,081	1.567	1,175
636.0 kamil	Flint	1.291	941	1.331	994	1.531	1,179	1.631	1,276
795.0 kamil	Greeley	1.408	1144	1.448	1,204	1.648	1,404	1.748	1,507