

PFISTERER



LV- AND MV-NETWORKS

SICON

**The first cable connector system
with stepless shear bolts.**

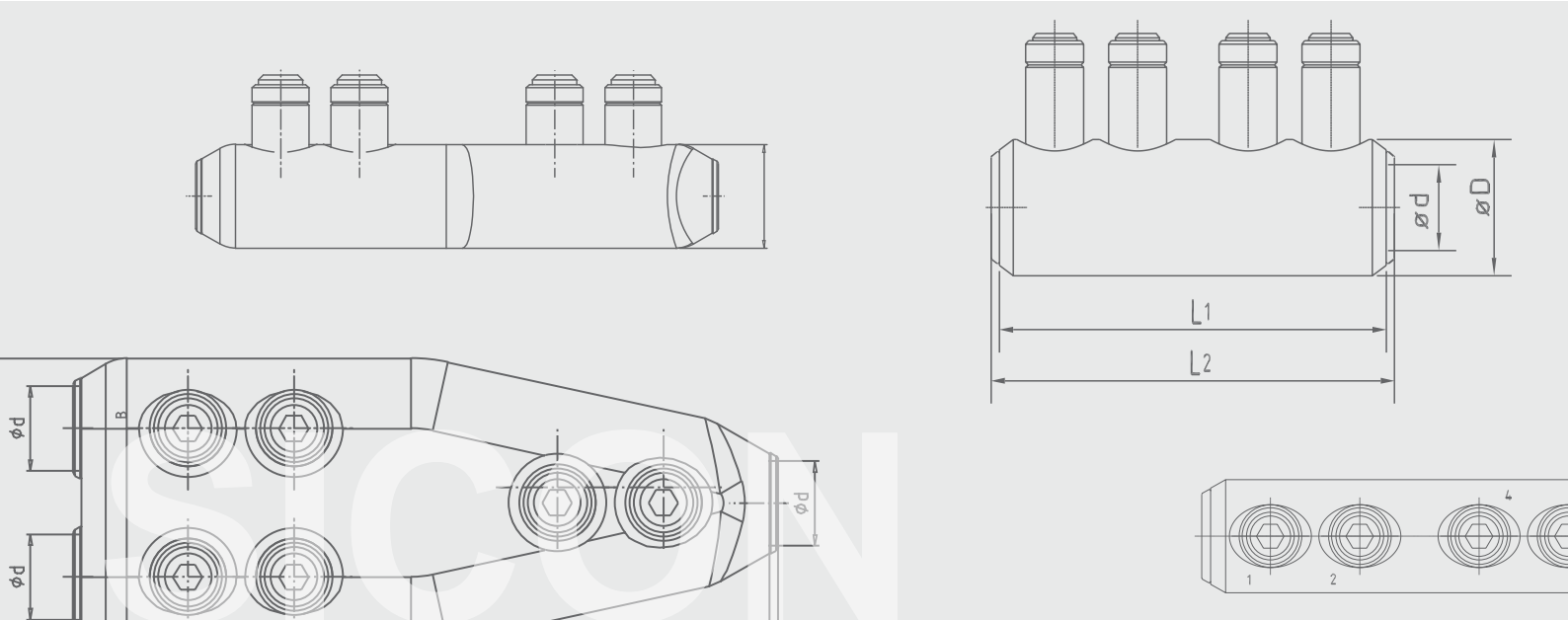


THORNE &
DERRICK
INTERNATIONAL

Thorne & Derrick
+44 (0) 191 410 4292
www.powerandcables.com

THE POWER CONNECTION

CABLE SYSTEMS | COMPONENTS | OVERHEAD LINES | RAILWAY CATENARY SYSTEMS



The Better is the Enemy of the Good.

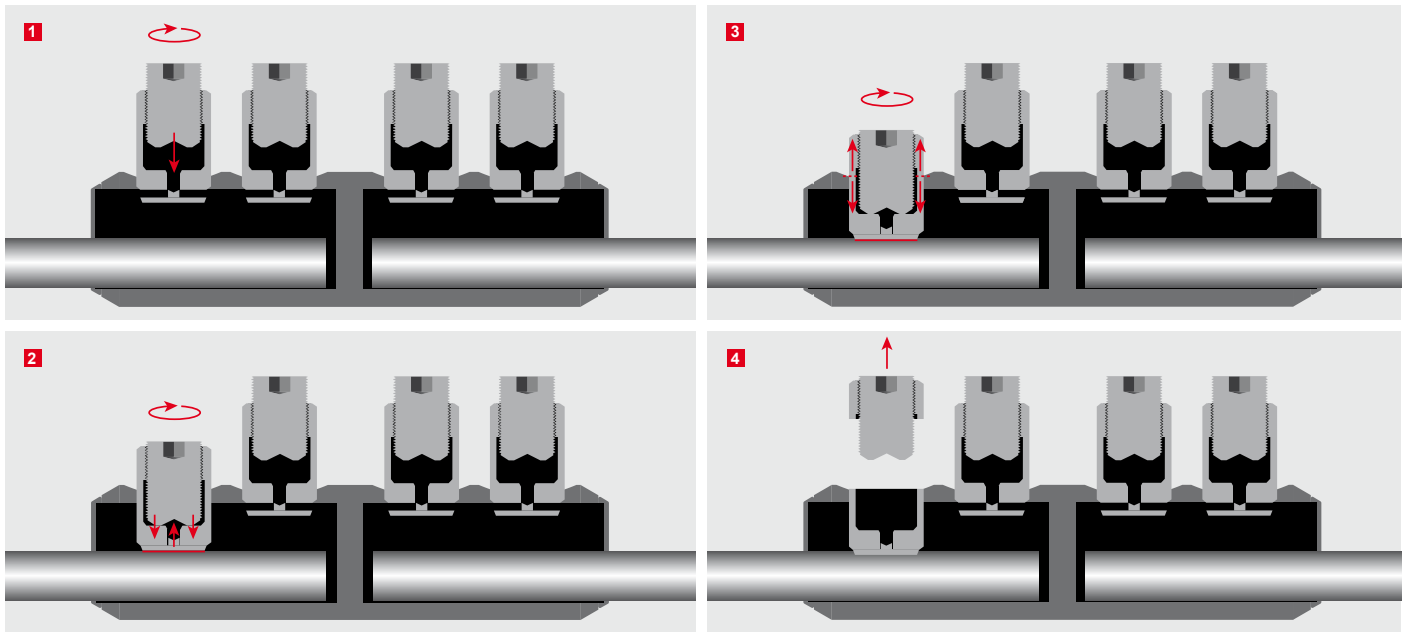
Terminals, connectors and cable lugs using screw technology have been on the advance for years. And with good reason. Bolted connections offer technical and practical advantages that compression connections cannot provide. For instance, a large cross-section range and easy handling. This clamping technology perfectly complements the new multi-range cable accessories. Fitting requires only a simple tool.

Until now, the “multi-stage shear bolt” has been the state of the art in screw technology. The design strength of the multi-stage shear bolt - the integral predetermined breaking points - is at the same time its decisive weakness. Each breaking point forms a discontinuity in the load-bearing thread, and the maximum clamping force cannot be achieved. A further disadvantage: The stages must be very accurately matched to the conductor of the cable used - otherwise the bolt will break at the wrong position.

New from PFISTERER: Stepless shear bolts. Special design feature: No predetermined breaking points in the thread. This ensures the optimum thread load for any range of cross-sections. The bolt always breaks even with the surface of the clamp body - nothing protrudes, and nothing has to be filed to make the sleeve fit.

Advantages

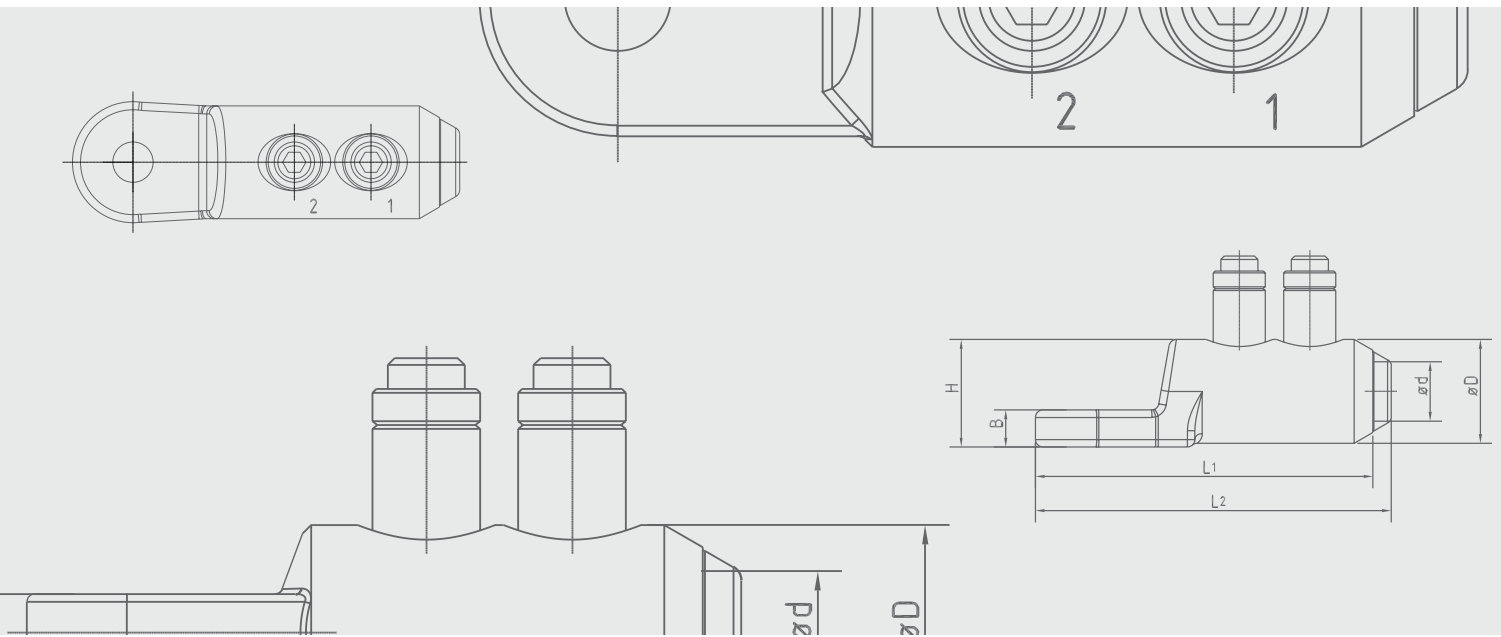
- Up to 30 % increased contact force compared with conventional type terminals
- Bolt base plate for uniform friction and increased contact force
- Nothing protrudes, no need for filing
- Full utilisation of the thread loading for any size of conductor
- No special tool needed
- Smooth breakage of the shear bolt simplifies tightening process
- The remains of the bolt stay on the tool and can be disposed safely
- Suitable for fine-stranded Class 5 cables



SICON - the first stepless shear bolt.

- 1** A standard hexagon key is used to screw a threaded stud into the hole in the stepless thrust bolt. The force closure is not interrupted by any steps or notches in the bolt.
- 2** As the SICON bolt is screwed in, the pressure plate at the base of the bolt breaks away. The bolt now turns on this plate; unlike with conventional bolts, no tip friction occurs on the conductor. The bolt's torque generates the contact pressure almost independently of the conductor material. This way, significantly higher contact pressures are achieved with aluminium conductors and even fine stranded conductors are not damaged.
- 3** The SICON bolt continues to turn until the shear torque is reached. The thrust bolt is tensioned as it is screwed in and, on reaching the shear torque, it stretches axially and breaks off. Compared with conventional shear bolts, the bolt breaks very smoothly, with virtually no jerking.
- 4** The SICON bolt always breaks even with the surface of the clamp body. This ensures that the minimum possible protrusion is achieved every time irrespective of the size of the conductor to be connected.





No predetermined breaking points, no weak points.

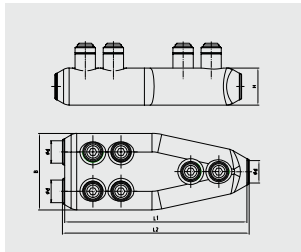
Technical features

- Large clamping range: 10 - 95 mm²;
25 - 150 mm²; 50 - 240 mm²; 95 - 300 mm²;
185 - 400 mm²; 300 - 630 mm²
(others on request)
- Conductor channels with transverse grooves
and protection against conductor oxidation
- Blind hole designed as pressure-resistant oil
barrier for oil cable
- Contact technology type-tested electrically
and mechanically to IEC 61238-1
- Compact design: rounded edges and
flat transitions, suitable for slide-on and
shrink sleeves
- Suitable for aluminium- and copper
conductors
- Centric cable guide with different
centring sleeves



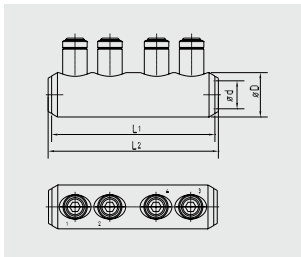
Technical data.

Tap connectors



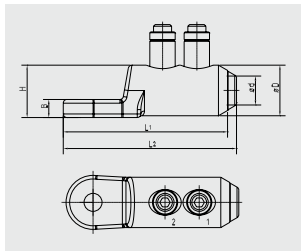
No. (Al + Cu)	mm ²	mm ²	mm ²	mm ²	mm ²	mounting hole	across flats	No. of bolts	L1 mm	DØ mm	dØ mm
332 447 010	50 – 240	50 – 185	50 – 185	50 – 150	50 – 240	–	SW 6	6	162	68/33	20

Connectors with blind hole



332 601 010	10 – 95	10 – 95	50 – 95	35 – 70	10 – 95	–	SW 5	2	65	24	13
332 607 010	25 – 150	25 – 150	35 – 120	35 – 120	25 – 150	–	SW 5	2	68	28	16,3
332 593 010	25 – 150	25 – 150	35 – 120	35 – 120	25 – 150	–	SW 5	4	102	28	16,3
332 592 010	50 – 240	50 – 185	50 – 185	50 – 150	50 – 240	–	SW 6	4	126	33	20
332 614 010	50 – 240	50 – 240	50 – 240	50 – 240	50 – 240	–	SW 6	4	126	35	21
332 602 010	95 – 400	95 – 300	95 – 240	95 – 240	95 – 300	–	SW 8	4	140	38	24
332 617 010	185 – 500	185 – 400	185 – 240	185 – 240	185 – 400	–	SW 8	6	170	42	26
332 603 010	300 – 800	300 – 630	–	300 – 400	300 – 630	–	SW 8	6	230	52	33,3

Screw cable lugs



332 604 010	10 – 95	10 – 95	50 – 95	35 – 70	10 – 95	13	SW 5	1	70	24	13
332 599 010	25 – 150	25 – 150	35 – 120	35 – 120	25 – 150	13	SW 5	2	91	28	16,3
332 595 010	50 – 240	50 – 185	50 – 185	50 – 150	50 – 240	13	SW 6	2	115	33	20
332 595 011	50 – 240	50 – 185	50 – 185	50 – 150	50 – 240	16,5	SW 6	2	115	33	20
332 605 010	95 – 400	95 – 300	95 – 240	95 – 240	95 – 300	13	SW 8	2	120	38	24
332 605 011	95 – 400	95 – 300	95 – 240	95 – 240	95 – 300	16,5	SW 8	2	120	38	24
332 625 010	185 – 500	185 – 400	185 – 240	185 – 240	185 – 400	13	SW 8	3	138	42	26
332 625 011	185 – 500	185 – 400	185 – 240	185 – 240	185 – 400	16,5	SW 8	3	138	42	26
332 606 010	300 – 800	300 – 630	–	300 – 400	300 – 630	16,5	SW 8	3	180	50	33,3

Axial bolted cable lugs on request.

Accessories



305 917 001	Cordless impact screwdriver for trouble-free assembly of screwed connectors and terminal lugs, comes with replacement battery, charger, tool set (Allen nut SW 5, SW 6, SW 8, load-carrying nut SW 8, SW 10, SW 13, SW 16, SW 19)
305 917 106	Replacement hex socket for the cordless impact screwdriver 1/2", SW 6 bit length 9 mm
305 917 107	Replacement hex socket for the cordless impact screwdriver 1/2", SW 6 bit length 19 mm



331 901 900	Holding arm for screw connector
-------------	---------------------------------

Subject to change as required by technical progress. Other designs available on request.

PFISTERER worldwide

PFISTERER

Kontaktsysteme GmbH & Co. KG

Bahnhofstraße 30
89547 Gerstetten-Gussenstadt

Alemania

Teléfono +49 (0)73 23 / 83 - 0
Telefax +49 (0) (0)73 23 / 83 - 603
E-Mail dialog@pfisterer.de

PFISTERER S.A.

Av. Velez Sarsfield 464
C1282AFR Buenos Aires

Argentina

Telephone +54 (0) 11 4306 3595
Fax +54 (0) 11 4362 2381
E-Mail pfisterer@pfisterer.com.ar

PFISTERER Ges.m.b.H.

Augasse 17
1090 Vienna

Austria

Telephone +43 (0) 1 3176531 0
Fax +43 (0) 1 3176531 12
E-Mail info@pfisterer.at

PFISTERER

Sales office

Unit 520, Landmark Tower 2
8 North Dongsanhuan Road
Chaoyang District
Beijing 100004

China

Telephone. +86 10 6590 6272
Fax +86 10 6590 6105
E-Mail info.cn@pfisterer.com

PFISTERER

Sales office

Room 2606, 26/ F., Paul Y. Centre
51 Hung To Road
Kwun Tong, Kowloon

Hongkong, China

Tel. +852 2687 2826
Fax +852 2688 0663
E-Mail info.hk@pfisterer.com

PFISTERER

Sales Office

17. listopadu č.p. 342
Zelené Předměstí

530 02 Pardubice

Czech Republic

Telephone +420 (0) 466 657490
Fax +420 (0) 466 613581
E-Mail dialog@pfisterer.cz

PFISTERER Sàrl.

35 avenue d'Italie
BP 10045
68311 Illzach Cedex

France

Telephone +33 (0) 389 319029
Fax +33 (0) 389 319028
E-Mail info@pfisterer.fr

PFISTERER Kereskedelmi Kft.

Gyarmat u. 67/ C
1147 Budapest

Hungary

Telephone +36 (0) 1 2513441
Fax +36 (0) 1 2511713
E-Mail office@pfisterer.hu

PFISTERER Sp. z o.o.

Ul. Poznanska 258
05-850 Ozarów Mazowiecki

Poland

Telephone +48 (0) 22 72241 68
Fax +48 (0) 22 72127 81
E-Mail info@pfisterer.pl

PFISTERER AB

Flygfältsgatan 2
12822 Skarpnäck

Sweden

Telephone +46 (0) 8 7240 150
Fax +46 (0) 8 6054 750
E-Mail info.se@pfisterer.com

PFISTERER company

Sales office

132 Tanjong Rhu Road
03 - 12 Pebble Bay
Singapore 436919

Singapore

Telephone +65 6346 4042
Fax +65 6346 7110
E-Mail info@pfisterer.sg

PFISTERER (Pty.) Ltd.

9 Willowton Road
Pietermaritzburg 3201

South Africa

Telephone +27 (0) 33 397 5400
Fax +27 (0) 33 387 6377
E-Mail info@pfisterer.co.za

PFISTERER UPRESA S.A.U.

Calle Industria 90-92
08025 Barcelona

Spain

Telephone +34 (0) 93 4367409
Fax +34 (0) 93 4367701
pfisterer.upresa@pfistererupresa.eu

PFISTERER SEFAG AG

Werkstraße 7
6102 Malters, Luzern

Switzerland

Telephone +41 (0) 41 4997 272
Fax +41 (0) 41 4972 269
E-Mail connect@sefag.ch

PFISTERER INTERNATIONAL AG

Werkstraße 7
6102 Malters, Luzern

Switzerland

Telephone +41 (0) 41 4997 474
Fax +41 (0) 41 4973 473
E-Mail export@sefag.ch

PFISTERER INTERNATIONAL AG

Sales office

PO Box 184090
Gate 7, Floor 3

Hamarain Center

Dubai

United Arab Emirates

Telephone +971 4 2690147
Fax +971 4 2690148
E-Mail info@pfisterer.ae

PFISTERER Ltd.

29 Pillings Road
Oakham LE15 6QF

United Kingdom

Telephone +44 (0) 15 7277 1300
Fax +44 (0) 15 7277 1269
E-Mail info.uk@pfisterer.com



THORNE &
DERRICK
INTERNATIONAL

Thorne & Derrick
+44 (0) 191 410 4292
www.powerandcables.com