

DETEX™ NG 917-EX and 917/2-EX Voltage Detectors and Testers

IEC 61243-3
EN 61243-3
CE

The **Detex™** New Generation **MS-917-EX** and **917/2-EX** are designed based on the **IEC 61243-3** standards, in response to the requirements of the **EN 50110-1** European standard.

Sound and lighting equipment, suitable for indoor/ outdoor use. It enables to detect absence of voltage and:

- Checks voltage levels from 12 to 690V AC, 750V DC,
- Sound and light continuity for a non-live circuit (threshold of 200 Ω for 917-EX and 100 Ω for 917/2-EX),
- Unipolar identification of the phase,
- Search for the polarities of a DC circuit,
- Rotary Field by the two-wire method only for 917/2-EX.

Detex™ NG 917-EX

Test-lead points according to IEC 61010-031
Point Ø 2 mm and 19 mm lengths for well contact

Hazardous voltage indicator light (> 50 V).

Phase identification light (unipolar).

DC test button.

Double-insulation flexible cords.



The configuration with both fixed points allows for a 19 mm gap between points, which immediately normalizes the double contact (2P+T, 10/16 A).



SPECIAL FEATURES

917-EX and 917/2-EX

- Fully modularized and adaptable to changing situations.
- Total safety with a light indicating the presence of dangerous voltage (> 50 V).
- A test button to discern the verification of proper functioning from continuity.
- High degree of IP65 and IK06 protection.

917/2-EX

- Equipped with custom lighting.
- Rotary Field check (two-wire method).





Detex™ **NG 917/2-EX**

Front panel MS-917-2-EX



Accessories

Reference	Characteristics
M-87369	Carrying bag *
M-952325	Board hanger *

* Ordered separately.

M-87369
Carrying bag.



MS-917/2-EX
storage configuration.



M-952325
Board hanger
provided
on the back
of the device.




Selections and Characteristics:

Reference												
	Voltage 12-690 V AC 12-750 V DC	50/60 Hz +/- 10 %	Continuity	IP65 Protection IK06	Class II	Category IV 600 V	Operations -15 to +45 °C (class N)	2 AAA batteries 1.5 V	Rotary Field	Suitable for standard 2P+T. 19 mm	Lighting unit.	210
MS-917-EX *	•	•	200	•	•	•	•	•	-	•	-	•
MS-917/2-EX *	•	•	100	•	•	•	•	•	•	•	•	•

* Supplied without accessories.

Weight

DETEX™ NG 920-EX Voltage Detector and Tester

IEC 61243-3 
EN 61243-3
CE

The **Detex™** New Generation **MS-920-EX** is designed based on **IEC 61243-3** rates, in response to the requirements of the **EN 50110-1** European standard.

Sound and lighting equipment, suitable for indoor/ outdoor use. It enables to detect absence of voltage and:

- Check of voltage levels > 50 V DC and AC,
- Up to 690 V AC and 500 DC,
- Continuity sound control for a non-live (< 100 Ω),
- Unipolar identification of the phase,
- Search for the polarities of a DC circuit,
- Check (two-wire method).

Detex™ NG 920-EX



Test-lead points according to IEC 61010-031 Point Ø 2 mm and 19 mm lengths for well contact.

Three digit colour LCD screen display.

Test button.

Indicator light when voltage > 50 V.

Double-insulation flexible cords.



SPECIAL FEATURES

- Three-digit digital display **RED** and **BLUE**).
- Measure of AC and DC voltage.
- Fully modularized and adaptable to changing situations.
- Total safety with a light indicating the presence of dangerous voltage (> 50 V).
- A test button to discern the verification of proper functioning and continuity (threshold of 100 Ω).
- High degree of IP65 and IK06 protection.
- Check (two-wire method).
- Equipped with custom lighting.



The configuration with both fixed points allows for a 19 mm gap between points, which immediately normalizes the double contact (2P+T, 10/16 A).




Voltage Detector

MS-920-EX Front Panel Details



Polarity.

Example of continued 24V detection, display is BLUE because < 50 V.



Rotary Field indicator.

Unipolar identification of the phase.

Phase

Hazardous voltage indicator light (> 50 V).

Example of detecting 230 V AC, displayed in RED.



Lighting unit.



M-87369 Carrying bag.



MS-920 storage configuration.



M-952325 Board hanger provided on the back of the device.

Accessories

Reference	Characteristics
M-87369	Carrying bag *
M-952325	Board hanger **


* Ordered separately.
** Included with MS-920-EX.

Selections and characteristics:

Reference													
	Voltage 12-690 AC 12-800 DC	50/60 Hz	Continuity < 100 Ω	Protection IP65 IK06	Class II	Category IV 600 V	-15 to +55°C (class N)	Display 3 digits	2 AAA batteries 1.5 V	Rotary Field	Suitable for standard 2P+T, 19 mm	Lighting unit.	210
MS-920 *	•	•	•	•	•	•	•	•	•	•	•	•	

* Unit comes with a hook table.

No Voltage Tester for electric vehicles

EN 61243-3 (2010) / 
IEC 61243-3 (2009)
EN 50110-1
CE

The **MS-917-VE NVT** voltage tester was specially designed to check for no voltage and direct current voltages on electric or hybrid vehicles.

Used for **No Voltage Checks** and also:

- checking voltage levels from 12 to 700 V DC,
- checking a circuit's sound and light continuity (power off),
- searching for polarity in a DC circuit.

IP2X test-lead points retractable sleeves.
New: the "Touch" function: hold in the retracted position in complete safety.



Test button and continuity control.














Voltage detection on electrical power circuit.




Do not leave on for more than 30 s.

Selections and characteristics:

Reference												
	Voltage	50/60 Hz +/- 3 %	Continuity	Protection IP65 IK06	Classe II	Category IV 600 V	-15 to +45°C (class N)	2 AAA batteries 1.5V	Phase rotation direction	Suitable for standard 2P+T. 19 mm	Lighting unit.	210
MS-917-VE	12-750 V DC	●	-	●	●	●	●	●	-	●	●	●



IEC 61557-7 
CE

Phase rotation indicator

Signaling via the successive lighting of diodes symbolising rotation.
"FAULT" diode lights: phase cut off or incorrectly connected.



Rotate right




Rotate left



Default

Probes with retractable protector with 1.20 flexible cable.

- GREEN - CX-35811.
- YELLOW - CX-45411.
- BROWN - CX-34211.



Isolated crocodile clamp IP2X :
YELLOW - CX-01422.
BROWN - CX-01222.



M-87290

Carrying bag with stray.

Accessories









Reference	Characteristics
M-87290	Carrying bag with stray. (included)

+ SPECIAL FEATURES

- Compact.
- Visualization by rotation LED's cercle.
- Works on generating units.



Selections and characteristics:

Reference								
MS-152+ *	Voltage 90-400V	45/60 Hz	Protection IP54 IK06	Class III IEC 61010-1	Phase rotation direction	IP2X test-lead points. IEC 61010-31	225x130x65 = storage	100

* Delivered in storage bag with 3 probes (GREEN, YELLOW, BROWN) 2 crocodile clamps (YELLOW, BROWN).

IEC electronic Voltage Detectors, "Compact serie" for indoor and outdoor use

IEC 61243-1
CE

Ultimate technology of voltage detector "Head Capacitive Technology"

Compact and light, it offers a wide band (10/36 kV).

Operating check:

By pressing the TEST button:

- A **RED** LED flashes on.
 - Powerful rated audible signal > 60 dB(A)/2 m.
 - When loosening the button, the timed **GREEN** LED lights up.
- While remaining on, it indicates the good working order of the detector.

Characteristics:

- Precise and stable operating threshold.
- High environmental resistance (impacts, vibrations, moisture).
- Temperature conditions: class N (IEC -61243-1 standard).
- Use from 50 to 60 Hz.



IEC Voltage detector

In compliance with IEC-61243-1.

CC-765 high environmental resistance: impacts, vibrations, moisture.

Recommended stick **CE-4-21-C**.

Reference	Characteristic	~	mm	g
CC-765-55/20-(*)	Voltage detector in storage box	5.5/20 kV	Ø 59 x 270	350
CC-765-3/10-(*)	Voltage detector in storage box	3/10 kV	Ø 59 x 270	350
CC-765-10/36-(*)	Voltage detector in storage box	10/36 kV	Ø 59 x 270	350
CC-765-10/30-(*)	Voltage detector in storage box	10/30 kV	Ø 59 x 270	350

(*) Specify type of mounting when ordering: C or K.
For other voltage range: contact us.

Contact electrodes fitted to the housing by screwing and easily interchangeable.



CC-765-10/36 - C

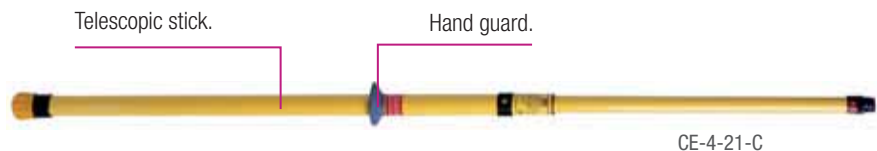
Voltage presence is indicated by:
RED flashing LED (very bright - visible at more than 20 m in direct lighting).

IEC Insulating stick for Voltage Detector

Stick in compliance with IEC 61235.

Reference	~	↔
CE-4-21-*	90 kV	2 m

* C, E or K.



CE-4-21-C



IEC 61243-1



IEC electronic Voltage Detector, with antenna for indoor and outdoor uses

DESCRIPTION

- Ultimate "head capacitive technology" of voltage detector.
- Universal application 50 / 60 Hz and wide band of voltage from 5 to 30 kV.
- Type S (Substation) with electrode extension.
- The electrode extension is designed to ensure no inside failure.
- Equipped with its insulating stick : Assembly by screwing.

CHARACTERISTICS

- Temperature conditions: class N (-25 to 55°C).
- Type S (with electrode extension).
- Electrode extension diameter : 14 mm.
- Power supply: 1 standard 9 V battery 6LR61.
- Network frequencies : 50 and 60 Hz.
- Contact electrodes fitted by screwing and easily interchangeable.
- Packaging: supplied in a carrying bag with zip (930 mm x 200 mm) and transparent side pocket.
- In compliance with the standard IEC 61243-1 Ed 2 (2003).
- CE marking complies with EMC immunity regulations.

Reference			
CC-965-10/30	10 to 30 kV	Length: 1.55 m Diameter: 59 mm	850
CC-965-5/15	5 to 15 kV	Length: 1.45 m Diameter: 59 mm	820

Assembly by screwing.

Robust thermoplastic housing.



Voltage presence is indicated by: **RED** flashing LED (very bright, visible at more than 20 m in direct lighting). Powerful rated audible signal > 67 dB (A) / 1.5 m.

Hand guard.



Accessory

Plastic carrying case: REF. M78723.



Robust thermoplastic housing.

Assembly by screwing.



Dimensions



Weight



Total length

Voltage detector with leds for indoor use without batteries

Built-in device for checking operation of the led's indicator via a piezo-electric generator. High-brightness led's indicator.


Reference	~	↔ Folded up	↔	g
CL-4-10/30-M *	10-30 kV	-	1.35 m	1 000
CL-4-10/30-2 **	10-30 kV	0.85 m	1.26 m	950

* Delivered in vinyl sheath with wall brackets CI-06-D.
** Delivered in canvas, waterproofed with ramp.



Ø 58.5 mm compatible with aperture housing.

C 18-311
CE




Voltage detector with leds for indoor use (Compact serie) without batteries

For indoor use. This compact serie voltage detector is designed to be carried easily by operators. Voltage presence is indicated by a high-brightness LED's indicator. Built-in device for checking of the LED's indicator by a piezotest generator.

Reference	~	↔ Folded up	↔	g
CL-2-5/36-2	5-36 kV	0.33 m	0.9 m	400
CL-2-10/30-2	10-30 kV	0.33 m	0.9 m	400

Other models fixed or telescopic, please contact us.
Delivered in holster.



IEC electronic Voltage Detectors, "Compact serie" for indoor and outdoor use

IEC 61243-1
CE

Ultimate technology of voltage detector "Head Capacitive Technology"

Compact and light, it offers a wide band (10/36 kV).

Operating check:





By pressing the TEST button:

- A **RED** LED flashes on.
- Powerful rated audible signal > 60 dB(A)/2 m.
- When loosening the button. The timed **GREEN** LED lights up. While remaining on, it indicates the good working order of the detector.

Characteristics:

- Precise and stable operating threshold.
- High environmental resistance (impacts, vibrations, moisture).
- Temperature conditions: class N (IEC 61243-1 standard).
- Use from 50 to 60 Hz.



Reference				
	Operating voltage (KV)	type 6 LR 61		
CC-765-55/20*	50/60 Hz	5.5 - 20 kV	9 V	350
CC-765-3/10*	50/60 Hz	3 - 10 kV	9 V	350
CC-765-10/36*	50/60 Hz	10 - 36 kV	9 V	350
CC-765-10/30*	50/60 Hz	10 - 30 kV	9 V	350

(*) Specify type of mounting when ordering: C or K.
Packaging: unit supplied complete in a case with batteries and contact electrodes (straight and V-shaped).
Total weight: 1100 g. Total size: 340 x 275 x 83 mm.
For other voltages, please consult us.



End fittings:

C: hexagonal 12 mm, for hexagonal end-fitting sticks,
K: universal, for universal end-fitting sticks.
Recommended stick: **CE-4-21**, **CE-75**.

End fitting C.

CC-765...K

End fitting K.
Robust housing.
Weight of the detector: 350 gr.
Size of the detector:
Ø 59 x 270 mm.



Contact electrodes fitted to the housing by screwing and are easily interchangeable.

Voltage presence is indicated by:

- **RED** flashing LED (very bright - visible at more than 20 m in direct lighting),
- powerful rated audible signal > 60 dB(A)/2 m.

NEW Dual voltage range detector : CC-775

This voltage detector is also available with two voltage ranges without a manual selector switch, in compliance with the standard IEC 61243-1.
Example: from 2 to 7 kV & from 12 to 25 kV. **Please contact us in order to determine together your appropriate need in the respect of the standard.**



C 18-311
CE

Standard electronic voltage detector for indoor and outdoor use

Checking

By pressing the test button:

- extremely bright **RED** flashing LED's (visible at more than 50 meters even in unfavourable light),
- powerful rated audible signal > 60 dB/2 m





The test button is released:

- a timed **GREEN** LED lights.

Indicating both the detector is operational and the self testing of the unit continues.

Characteristics:

- Precise and stable operating threshold.
- High environmental resistance (impacts, vibrations, moisture).

Reference		 (operating voltage)	 type 6 LR 61	
CC-365-3/10...-(*))	50 Hz	3-10 kV	1.5 V	500
CC-365-10/30-(*))	50 Hz	10-30 kV	1.5 V	500


(*)) Specify type of mounting when ordering: C or K.
Packaging: unit supplied complete in a case with batteries and contact electrodes (straight and V-shaped).
Total weight: 1100 g. Total size: 340 x 275 x 83 mm.
For other voltages, please consult us.

Accessories

Reference	Characteristics
CC-365-101	Flag/Vee contact electrode
C-92-492	Contact electrode for installations L = 310 mm, insulating on 300 mm



Housing
Polycarbonate.
Size of detector
Ø 59 x 390 mm.



End fittings:

C: hexagonal 12 mm, for hexagonal end-fitting sticks,
K: universal, for universal end-fitting sticks.
Recommended stick: **CE-4-21, CE-75.**

Double signaling:

Voltage presence is indicated by both:

- extremely bright **RED** flashing LED's (visible at more than 50 meters even in unfavourable light),
- powerful rated audible signal > 60 dB/2 m.



Diode **GREEN**.

AC voltage detector for outdoor use

IEC 61243-1 edition 2*



IEC electronic voltage detector "Ultra Compact Series" for outdoor use.
 Ultimate "head capacitive technology" of voltage detector.
 Universal application 50/60Hz and wide band of voltage from 44 to 132kV.

Voltage presence is indicated by :

- **RED** flashind led (very bright, visible up to 20 m in direct lighting).
- powerful rated audible signal 67dB(A)/1.5 m.

Operating check :

- by pressing the Test Button, correct operation is indicated by red LED flashing on and a sound signal.
- After realeasing the Test Button, a timed green LED lights on.
- It indicates the good working order of the detector.

Contact electrodes (hook shaped) fitted to the body by screwing and easily interchangeable.

Delivered in a caring bag.
 For other voltage, please consult us.

CC-765-44/132



Contact electodes fitted to the housing by screwing and are easily interchangeable.

End fittings



CC-765-44/132-C

End fitting "C": hexagonal male 12 mm on flats, for hexagonal end fitting sticks.



CC-765-44/132-K

End fitting "K": for Universal end fitting sticks.

K end fitting.

Visible light is also indicated on the circumference of the disk for better visibility.

Robust housing thermoplastic



Reference	IEC 61243-1 edition 2	(Operating voltage)	Contact electrode	Case colour	type 6 LR 61	-25/+55 C°	350
CC-765-44/132	*	44 - 132 kV	Ø 120 mm		9 V		



Voltage detectors

Ac voltage detector for outdoor use

IEC 61243-1 edition 2*



Precise and stable operating threshold. Insensitivity to induced voltages by limiting the operating voltage range. Remarkably resistant to impacts, vibrations, extreme temperatures, humidity.

Double signaling.

Voltage presence indicated at the same time by:

- 4 bright **RED** flashing electro-luminescent diodes (visible at more than 50 meters even in direct lighting),
- a powerful rated acoustic signal (60 dB/2 m).

The **CC-245** detectors are available according to the models with end fittings:

W: Hexagonal 20 mm,

C: Hexagonal 12 mm,

K: Universal.

Put on "silent block".

Robust housing made from polycarbonate with high mechanical properties and dielectric strength.



Check that the device is working by pressing the TEST button. This tests all of the detector's active components once the TEST button is released.

Surrounded by a rubber impact-resistant padding.

Two **GREEN** illuminated lights, indicating that the device is on. These lights turn off, and four lights illuminate when a voltage is detected.



Reference	IEC 61243-1 edition 2	~ (Operating voltage)	Contact electrode	Case colour	🔋 type 6 LR 61	🌡️	📊
CC-245-63/90-*	*	63 - 90 kV	Ø 120 mm	🟡	9 V	-25/+55 C°	650
CC-245-150-*	*	150 kV	Ø 120 mm	🔴	9 V	-25/+55 C°	650
CC-245-225/420-*	*	225 - 420 kV	Ø 200 mm	🔴	9 V	-25/+55 C°	650
CC-245-60/150-K or -C	*	60 - 150 kV	Ø 120 mm	🔴	9 V	-25/+55 C°	650
CC-245-63/150-*	*	63 - 150 kV	Ø 120 mm	🔴	9 V	-25/+55 C°	650
CC-245-90/225-*	*	90 - 225 kV	Ø 120 mm	🔴	9 V	-25/+55 C°	650
CC-245-150/420-K or -C	-	150 - 420 kV	Ø 200 mm	🔴	9 V	-25/+55 C°	650
CC-245-225/550-K or -C	-	225 - 550 kV	Ø 200 mm	🔴	9 V	-25/+55 C°	650
CC-245-315/765-1-K or -C	*	315 - 765 kV	Ø 200 mm	🔴	9 V	-25/+55 C°	650

Delivered in synthetic case with handle, battery and electrodes 370 x 165 x 145 mm.

(*) Please specify type of mounting when ordering: C or K.

For other voltages, please consult us.

Weight



THORNE & DERRICK
INTERNATIONAL

Thorne & Derrick
+44 (0) 191 410 4292
www.powerandcables.com

HV lines and switchgear equipment / Voltage detectors

