


Insulating mats, make the right choice

IN ACCORDANCE WITH STANDARDS

The insulating mats provide individual and collective protection. In elastomer, they are used to cover the ground for the electrical protection of operators during work or interventions on electrical installations.

In accordance with IEC 61111 
 (Live working tools – insulating mats category C:
 Resistant to very low temperature -40°C)


CHARACTERISTICS OF SYMBOLS



• Label with a double triangle symbol IEC 60 417-5216, suitable for live working.

INSULATING MATS MV CLASS 3/4

MP-42/11




Class.

Marking area showing the date of first use and periodic testing date.

In compliance with IEC 61 111.


Marking IEC or EN.





Traceability.

INSULATING MATS LV CLASS 0

MP-1116



CLASS AND MAXIMUM VOLTAGE

Class	Voltage 	Voltage 
0	1 000 V _{effective}	1 500 V
1	7 500 V _{effective}	11 250 V
2	17 000 V _{effective}	25 500 V
3	26 500 V _{effective}	39 750 V
4	36 000 V _{effective}	54 000 V

Recommendations for use

Storage/Transport

Insulated blanket should be properly stored to avoid the risk of damage to the insulating material. Do not bend insulating mats. Do not store or use close to excessive heat. Do not expose to direct sunlight for long period. Storage temperature : 10°C to 21°C.

Before use

Visually inspected by the user. If the insulating mats is dirty, wash it with soap and water. Dry it with respect of using temperatures.

In use

Operating temperatures : -40°C to 55°C.

Avoid contact with chemical products.

Place the mat on a clean, smooth floor, devoid of aggressive elements for insulation.

Position the feet in the center of the insulating mat.

Periodic inspection





Insulating mats should not be used without having been electrically tested within twelve month preceding with the exception of class 0. Only visual inspection is required for class 0.










INSULATING MATS LV & MV

Individual models




Reference	Class	Voltage 	Voltage 	Thickness mm	 m	
MP-11/11	0	≤ 1 000 V	≤ 1 500 V	2	1 x 1	2.9
MP-11/16	0	≤ 1 000 V	≤ 1 500 V	2	0.6 x 1	1.4
MP-42/11	3	≤ 26 500 V	≤ 39 750 V	3	1 x 1	4.5
MP-42/16	3	≤ 26 500 V	≤ 39 750 V	3	0.6 x 1	2.9
MP-42/66	3	≤ 26 500 V	≤ 39 750 V	3	0.6 x 0.6	1.8
MP-120/03-1	3	≤ 26 500 V	≤ 39 750 V	3	1.2 x 1	5.8
MP-60/05-1	4	≤ 36 000 V	≤ 54 000 V	5	0.6 x 1	4.4
MP-100/05-1	4	≤ 36 000 V	≤ 54 000 V	5	1 x 1	8.9



For placing in front of panels



Reference	Class	Voltage 	Voltage 	Thickness mm	 m	
MP-100/02-10	0	≤ 1 000 V	≤ 1 500 V	2	1 x 10	29
MP-60/03-5	3	≤ 26 500 V	≤ 39 750 V	3	0.6 x 5	14
MP-60/03-10	3	≤ 26 500 V	≤ 39 750 V	3	0.6 x 10	28
MP-100/03-5	3	≤ 26 500 V	≤ 39 750 V	3	1 x 5	25
MP-100/03-10	3	≤ 26 500 V	≤ 39 750 V	3	1 x 10	53.5
MP-60/05-5	4	≤ 36 000 V	≤ 54 000 V	5	0.6 x 5	28
MP-60/05-10	4	≤ 36 000 V	≤ 54 000 V	5	0.6 x 10	44
MP-100/05-5	4	≤ 36 000 V	≤ 54 000 V	5	1 x 5	45
MP-100/05-10	4	≤ 36 000 V	≤ 54 000 V	5	1 x 10	89

THE

-  High quality dielectrical rubber.
-  Non-skid surface.
-  Regulatory mark clearly indicating the mat features.




INSULATING MATS HV

Those mats are out of scope of IEC 61111 (maximum class 4/36 kV). Manufacturing process and material are strictly similar to mats compliant to IEC 61111

Reference	Umax. kV	Thickness mm	 m	
MP-100/10-5	90	10	1 x 5 m	87
MP-100/10-10	90	10	1 x 10 m	154

Contact us for any particular application

THE

-  High quality dielectrical rubber.
-  Non-skid surface.
-  Regulatory mark clearly indicating the mat features.

