


POLYAMIDE (PA6) INSULATED END SLEEVES TYPE PK..
for flexible copper cables



Description:

The PK.. ranges of end sleeves are manufactured from tin plated electrolytic copper. Designed and developed to reinforce the fine wire strands, when terminating a cable into a connector block. The PKD serie of insulated end sleeves comply with specification DIN 46 228/4.

Technical details:

- The connectors are manufactured from Copper Cu DHP UNI 5649/1988 (corresponding to: SF-Cu DIN 1787/1973 Cu/b1 NFA 51-050)
- Tin plated with a minimum thickness of 3µm.
- Main characteristics of the PA6 sleeves:
 - DIELECTRIC STRENGTH (KV/mm) : >16,5
 - VOLUME RESISTIVITY (Ω • cm) : >1013
 - MAX OPERATING TEMPERATURE (°C) : 115-130
 - FLAMMABILITY (UL-94) : V-2
 - DENSITY (g/cm³) : 1,14
 - WATER ABSORPTION (%) : 1,5
 - BREAKING LOAD (N/mm²) : 77
- The connectors can be used within the following temperature range: - 20 ÷ + 115°C (Surge + 130° C)
- The connectors can be stored at a minimum temperature not below - 40°C.

Markings:



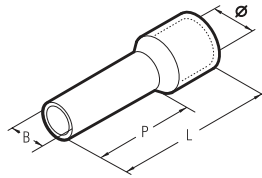
- According to UL 486A standard (file E125401), only for PKD and PKT



THORNE & DERRICK
INTERNATIONAL

Thorne & Derrick
+44 (0) 191 410 4292
www.powerandcables.com

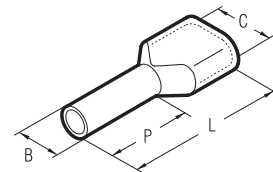
Sections and Dimensions:



Conductor Size sqmm	Ref.	Dimensions mm				Insulation Colour	Quantity Box/Bag
		Ø	B	P	L		
0,1±0,3	PKE 308	1,9	1,1	8,0	12,0	● yellow	25.000/500
0,3±0,5	PKE 508*	2,6	1,4	8,0	14,0	○ white	10.000/500
0,75	PKE 7508	2,8	1,6	8,0	14,0	● blue	10.000/500
1	PKE 108*	3,0	1,8	8,0	14,0	● red	10.000/500
	PKE 1508*	3,5	2,1	8,0	14,0		10.000/500
1,5	PKE 1510*	3,5	2,1	10,0	16,0	● black	7.500/500
	PKE 1518*	3,5	2,1	18,0	24,0		5.000/500
2,5	PKE 2508	4,2	2,6	8,0	14,0		7.500/500
	PKE 2512	4,2	2,6	12,0	18,0	● grey	5.000/500
4	PKE 2518	4,2	2,6	18,0	24,0		5.000/500
	PKE 410	4,8	3,3	10,0	18,0		5.000/200
6	PKE 412	4,8	3,3	12,0	20,0	● orange	4.000/200
	PKE 418	4,8	3,3	18,0	26,0		3.000/200
10	PKE 612	6,3	4,0	12,0	20,0	● green	2.500/100
	PKE 618	6,3	4,0	18,0	26,0		2.000/100
16	PKE 1012	7,6	5,0	12,0	22,0	● brown	1.500/100
	PKE 1018	7,6	5,0	18,0	28,0		1.500/100
25	PKE 1612	8,8	6,2	12,0	23,0	○ ivory	1.000/100
	PKE 1618	8,8	6,2	18,0	29,0		1.000/100
50	PKE 25016	11,2	7,9	16,0	30,0	● black	500/50
	PKE 25022	11,2	7,9	22,0	36,0		500/50

Conductor Size sqmm	Ref.	Dimensions mm				Insulation Colour	Quantity Box/Bag
		Ø	B	P	L		
0,1±0,3	PKC 306	1,9	1,1	6,0	10,0	● light blue	25.000/500
	PKC 308	1,9	1,1	8,0	12,0		25.000/500
0,3±0,5	PKC 508	2,6	1,4	8,0	14,0	● orange	10.000/500
	PKC 510	2,6	1,4	10,0	16,0		10.000/500
0,75	PKC 7508	2,8	1,6	8,0	14,0	○ white	10.000/500
	PKC 7512	2,8	1,6	12,0	18,0		10.000/500
1	PKC 108	3,0	1,8	8,0	14,0	● yellow	10.000/500
	PKC 112	3,0	1,8	12,0	18,0		10.000/500
1,5	PKC 1508	3,5	2,1	8,0	14,0		10.000/500
	PKC 1510	3,5	2,1	10,0	16,0	● red	7.500/500
2,5	PKC 1518	3,5	2,1	18,0	24,0		5.000/500
	PKC 2508*	4,2	2,6	8,0	14,0		7.500/500
4	PKC 2512*	4,2	2,6	12,0	18,0	● blue	5.000/500
	PKC 2518*	4,2	2,6	18,0	24,0		5.000/500
6	PKC 410*	4,8	3,3	10,0	18,0		5.000/200
	PKC 412*	4,8	3,3	12,0	20,0	● grey	4.000/200
10	PKC 418*	4,8	3,3	18,0	26,0		3.000/200
	PKC 612	6,3	4,0	12,0	20,0	● black	2.500/100
16	PKC 618	6,3	4,0	18,0	26,0		2.000/100
	PKC 1012	7,6	5,0	12,0	22,0	○ ivory	1.500/100
25	PKC 1018	7,6	5,0	18,0	28,0		1.500/100
	PKC 1612	8,8	6,2	12,0	23,0	● green	1.000/100
35	PKC 1618	8,8	6,2	18,0	29,0		1.000/100
	PKC 25016	11,2	7,9	16,0	30,0	● brown	500/50
50	PKC 25022	11,2	7,9	22,0	36,0		500/50
	PKC 35016	12,7	8,9	16,0	30,0	● beige	500/50
70	PKC 35025	12,7	8,9	25,0	39,0		400/50
	PKC 50020	15,0	11,0	20,0	36,0	● olive	300/50
95	PKC 50025	15,0	11,0	25,0	41,0		250/50
	PKC 70022	16,0	14,3	22,0	38,0	● yellow	100/25
120	PKC 95025	18,0	15,7	25,0	44,0	● red	100/25
	PKC 120027	21,0	17,5	27,0	48,0	● blue	100/25

Conductor Size sqmm	Ref.	Dimensions mm				Insulation Colour	Quantity Box/Bag
		Ø	B	P	L		
0,3±0,5	PKD 506	2,6	1,4	6,0	12,0		10.000/500
	PKD 508	2,6	1,4	8,0	14,0	○ white	10.000/500
	PKD 510	2,6	1,4	10,0	16,0		10.000/500
0,75	PKD 7506	2,8	1,6	6,0	12,0		10.000/500
	PKD 7508	2,8	1,6	8,0	14,0	● grey	10.000/500
	PKD 7510	2,8	1,6	10,0	16,0		10.000/500
1	PKD 7512	2,8	1,6	12,0	18,0		10.000/500
	PKD 106	3,0	1,8	6,0	12,0		10.000/500
	PKD 108	3,0	1,8	8,0	14,0		10.000/500
1,5	PKD 110	3,0	1,8	10,0	16,0	● red	10.000/500
	PKD 112	3,0	1,8	12,0	18,0		10.000/500
	PKD 1508	3,5	2,1	8,0	14,0		10.000/500
2,5	PKD 1510	3,5	2,1	10,0	16,0	● black	7.500/500
	PKD 1512	3,5	2,1	12,0	18,0		7.500/500
	PKD 1518	3,5	2,1	18,0	24,0		5.000/500
4	PKD 2508	4,2	2,6	8,0	14,0		7.500/500
	PKD 2512	4,2	2,6	12,0	18,0	● blue	5.000/500
	PKD 2518	4,2	2,6	18,0	24,0		5.000/500
6	PKD 410	4,8	3,3	10,0	18,0		5.000/200
	PKD 412	4,8	3,3	12,0	20,0	● grey	4.000/200
	PKD 418	4,8	3,3	18,0	26,0		3.000/200
10	PKD 612	6,3	4,0	12,0	20,0	● yellow	2.500/100
	PKD 618	6,3	4,0	18,0	26,0		2.000/100
	PKD 1012	7,6	5,0	12,0	22,0	● red	1.500/100
16	PKD 1018	7,6	5,0	18,0	28,0		1.500/100
	PKD 1612	8,8	6,4	12,0	24,0	● blue	1.000/100
	PKD 1618	8,8	6,4	18,0	28,0		1.000/100
25	PKD 25016	11,2	7,9	16,0	30,0	● yellow	500/50
	PKD 25022	11,2	7,9	22,0	36,0		500/50
35	PKD 35016	12,7	8,9	16,0	30,0	● red	500/50
	PKD 35025	12,7	8,9	25,0	39,0		400/50
50	PKD 50020	15,0	11,0	20,0	36,0	● blue	300/50
	PKD 50025	15,0	11,0	25,0	41,0		300/50



Conductor Size sqmm	Ref.	Dimensions mm				Insulation Colour	Quantity Box/Bag
		C	B	P	L		
2 x 0,5	PKT 508	4,7x2,6	1,8	8,0	14,0	○ white	5.000/500
	PKT 510	4,7x2,6	1,8	10,0	18,0		5.000/500
2 x 0,75	PKT 7508	5,0x2,8	2,1	8,0	15,0	● grey	2.500/100
	PKT 7510	5,0x2,8	2,1	10,0	17,0		2.500/100
2 x 1	PKT 108	5,4x3,4	2,4	8,0	16,0	● red	2.500/100
	PKT 110	5,4x3,4	2,4	10,0	18,0		2.500/100
2 x 1,5	PKT 1508	6,6x3,6	2,6	8,0	16,0	● black	2.500/100
	PKT 1512	6,6x3,6	2,6	12,0	20,0		2.500/100
2 x 2,5	PKT 2510	7,8x4,2	3,2	10,0	20,0	● blue	2.500/100
	PKT 2512	7,8x4,2	3,2	12,0	22,0		2.500/100
2 x 4	PKT 412	8,8x4,9	4,2	12,0	23,0	● grey	1.500/100
2 x 6	PKT 614	10,0x6,9	5,3	14,0	26,0	● yellow	1.000/100
2 x 10	PKT 1014*	13,3x7,5	6,2	12,0	24,0	● red	500/50
2 x 16	PKT 1614	18,6x9,6	8,9	14,0	30,0	● blue	300/50

*To DIN standard 46 228/4

*Not UL approved

