

EUROMOLD®

MEDIUM VOLTAGE
EQUIPMENT BUSHINGS

CATALOGUE 2017



THORNE &
DERRICK
INTERNATIONAL

Thorne & Derrick
+44 (0) 191 410 4292
www.powerandcables.com



Nexans
BRINGS ENERGY TO LIFE

NEXANS NETWORK SOLUTIONS DIV. EUROMOLD

COMPANY PRESENTATION



EUROMOLD

Nexans is the leading European specialised designer, manufacturer and distributor of prefabricated cable accessories for medium voltage energy distribution. Under its tradename Euromold, it provides a complete range of accessories for underground cables: premoulded EPDM rubber connectors for cables and epoxy bushings for transformers and switchgear, as well as a large range of cold-shrinkable terminations and joints from 12 to 42 kV.

Nexans division Euromold is also the manufacturer of electrical components for the high voltage accessories of the Nexans group.

ISO 9001 Certificate

Since 1992, Nexans' commitment to quality is demonstrated by its ISO 9001 certification. We are also certified in the important sectors of environmental protection and occupational safety.

International standards

All our products meet the International standards like CENELEC HD 629.1, CENELEC EN 50180, IEC 60137, IEC 60502-4... or country specifications. Official certificates, CESI, KEMA, ATEX... prove the conformity of our products. Long duration tests of existing or new products are continuously performed in our test fields.

Laboratory accreditation

Since June 2000, Nexans' independent ELAB laboratory obtained the BELAC accreditation no.144-TEST conform with the European standards for laboratories ISO 17025 for electrical testing of low and medium voltage cable accessories according to the international standards EN 50393, IEC 60502-4, IEC 61442 and HD 629.



While every care is taken to ensure that the information contained in this publication is correct, no legal responsibility can be accepted for any inaccuracy. Nexans Network Solutions N.V. - Div. Euromold reserves the right to alter or modify the characteristics of its products described in this catalogue as standards and technology evolve.

EQUIPMENT BUSHINGS

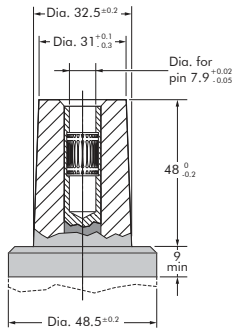
TABLE OF CONTENTS

180AR-1 - interface A1 equipment bushing
180AR-2 - interface A1 equipment bushing
180AR-3 - interface A1 equipment bushing
180A-24P-O - interface A1 in-air bushing
400T1 - interface B2 equipment bushing
400AR-1 - interface B2 equipment bushing
400AR-2 - interface B2 equipment bushing
400AR-8 - interface B1 equipment bushing
400SFR-P - interface B2 equipment bushing
400AR-3 - interface C1 equipment bushing
400AR-4 - interface C2 equipment bushing
400AR-5 - interface C2 equipment bushing
400AR-6 - interface C1 equipment bushing
400SFR-B - interface C2 equipment bushing
400A-24B - interface C1 in-air bushing
670AR-2 - interface D2 equipment bushing
900AR-1 - interface F3 equipment bushing
900AR-2 - interface F2 equipment bushing
900AR-3 - interface F1 equipment bushing
900AR-4 - interface F1 equipment bushing

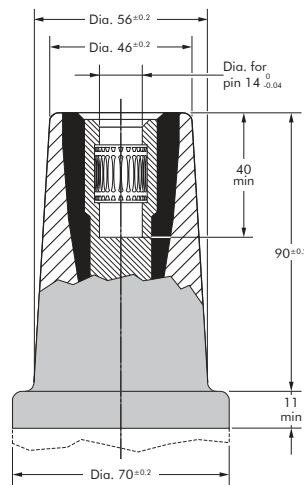
DIMENSIONS & RATINGS OF EQUIPMENT BUSHINGS

DIMENSIONS

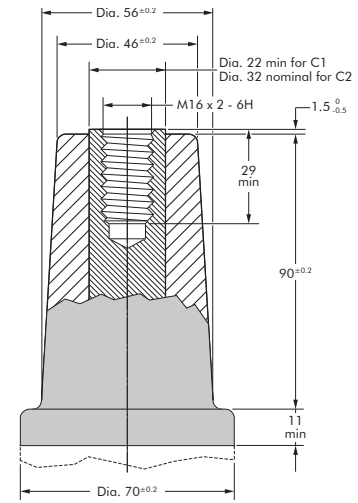
These diagrams show the dimensions of the interfaces of equipment bushings according to CENELEC standards EN 50180:2010 and EN 50181:2010.



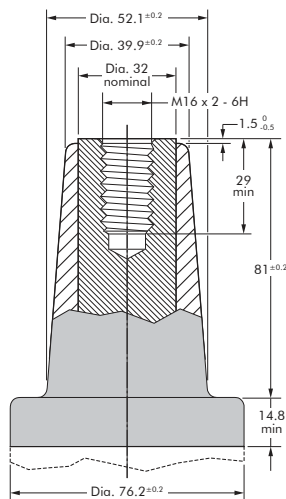
Interface A1



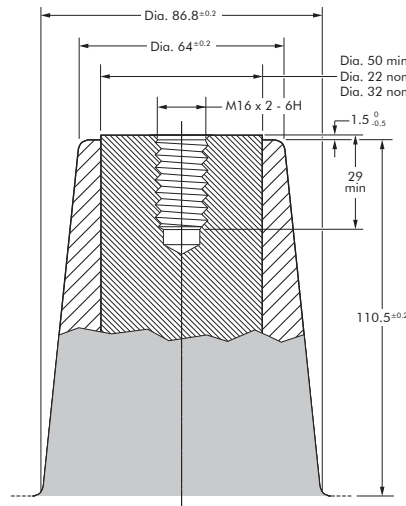
Interface B1 & B2



Interface C1 & C2



Interface D1 & D2



Interface F1, F2 & F3

In mm.

SHORT CIRCUIT RATINGS

Interface type	Contact type	Current rating (A)	RMS symm. (kA)			Peak asymm. (kA)
			1 sec.	2 sec.	3 sec.	
A1	Pin and socket	250	12.5	9.0	7.5	31
B1	Pin and socket	250	12.5	9.0	7.5	31
B2	Pin and socket	400	16.0	11.3	9.2	40
C1	Bolted	630	28.0	19.7	16.1	70
C2	Bolted	1250	75.0	53.0	43.3	>150
D1	Bolted	800	50.0	35.3	28.8	125
D2	Bolted	1250	75.0	53.0	43.3	>150
F1	Bolted	2500	-	-	-	-
F2	Bolted	630	28.0	19.7	16.1	70
F3	Bolted	1250	75.0	53.0	43.3	>150

180AR-1/180AR-2/180AR-3

INTERFACE A1 EQUIPMENT BUSHINGS

APPLICATION

For use in equipment insulated with oil fluid, typically for transformers, switchgear, capacitors...

TECHNICAL CHARACTERISTICS

Each bushing is tested for AC withstand and partial discharge prior to leaving the factory.

DESIGN

- The equipment bushings are moulded epoxy insulated parts in accordance with CENELEC EN 50180.
The 180AR-2 bushing has a length B outside this standard.
- The standard bushings, (K)180AR-1 /-2 /-3, are equipped with 6 tabs for the bail restraint.
- The (K)180AR-1-G and (K)180AR-3-G are equipped with 4 tabs and 2 threaded inserts M6 (-G version).

ORDERING INSTRUCTIONS

To order the equipment bushing, specify the type.

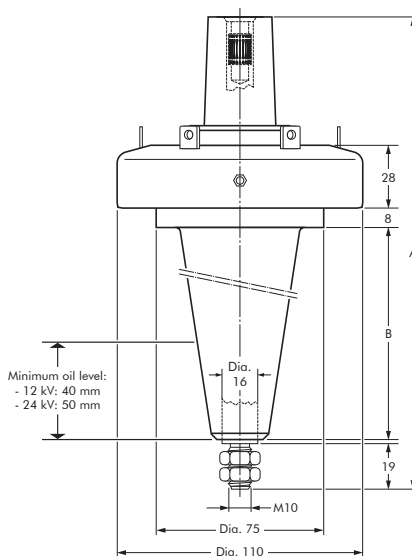
The bushings are supplied with an earth jumper (/J) or an earth plate (/GS). This earth connection must be specified when ordering.

E.g. K180AR-1/J.

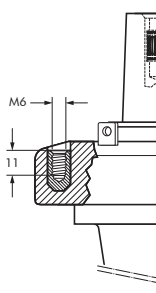
SPECIFICATIONS AND STANDARDS

The plug-in type equipment bushings 180AR-... meet the requirements of CENELEC EN 50180 and IEC 60137.

Type 180AR-1 /-2 /-3



Type 180AR-1-G /-3-G



6/10 (12) kV
6.35/11 (12) kV
8.7/15 (17.5) kV
12/20 (24) kV
12.7/22 (24) kV

Up to 24 kV - 250 A

EUROMOLD®

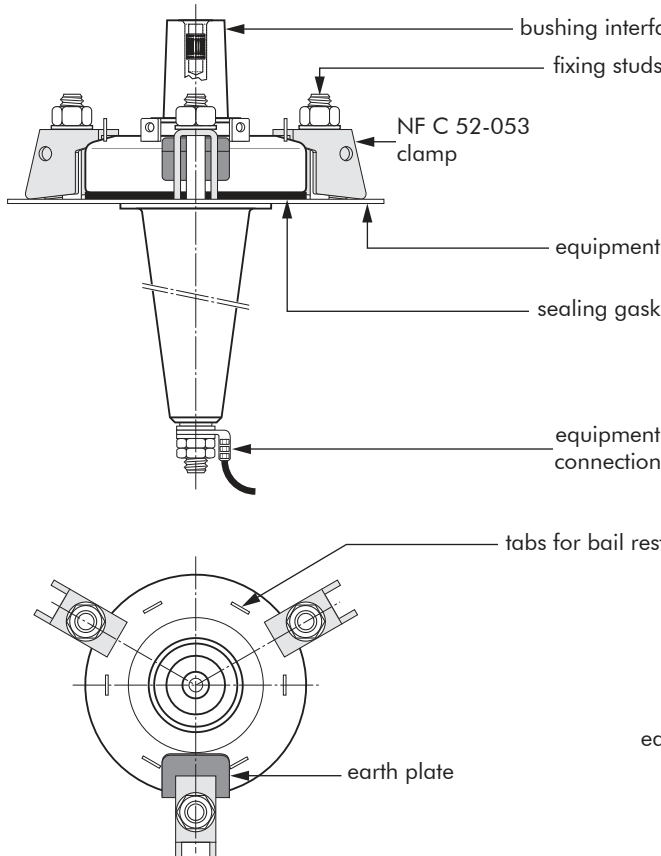
In mm.

Equipment bushing type	Voltage Um (kV)	Current Ir (A)	Dimensions (mm)	
			A	B
180AR-1	12	250	222	106
K180AR-1	24	250	222	106
180AR-2	12	250	284	168
K180AR-2	24	250	284	168
180AR-3	12	250	171	55
K180AR-3	24	250	171	55

05/2017

FIXINGS FOR EQUIPMENT BUSHINGS

180AR-1/GS
180AR-1-G/GS
180AR-2/GS
180AR-3/GS AND
180AR-3-G/GS BUSHINGS



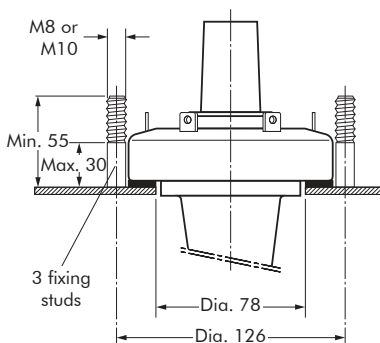
BUSHING CLAMPING KIT

To order the bushing clamping kit, according to NF C 52-053 standards, simply specify KBC-NF1-200.

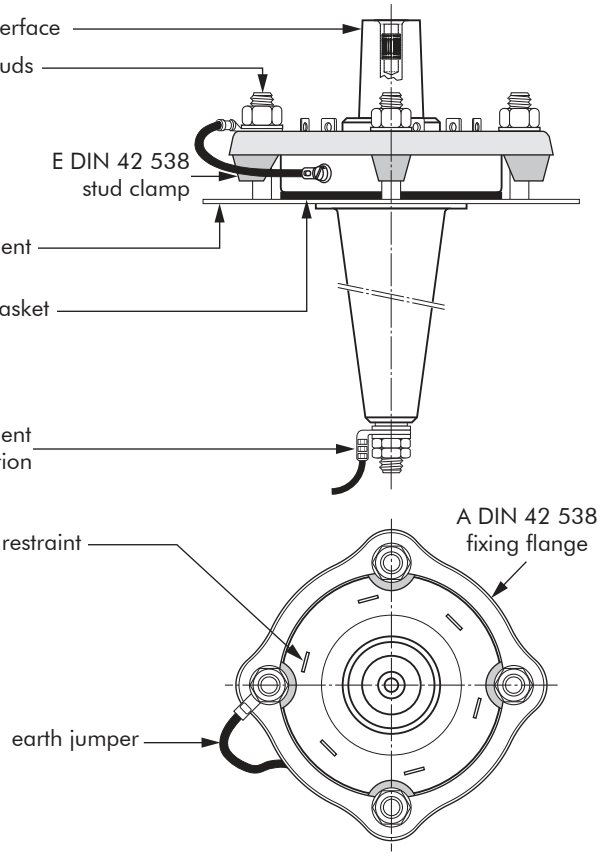
Contents: - 3 x claw clamp NF
- 1 x sealing gasket.

FIXING DIMENSIONS STANDARDS NF C 52-053

French standards.



180AR-1/J
180AR-1-G/J
180AR-2/J
180AR-3/J AND
180AR-3-G/J BUSHINGS



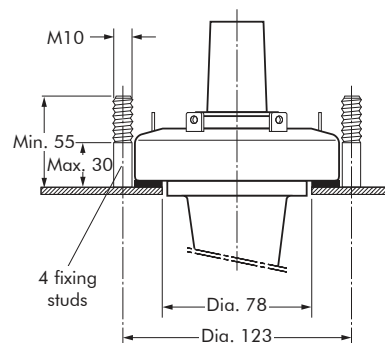
BUSHING CLAMPING KIT

To order the bushing clamping kit, according to DIN 42 538 standards, simply specify: KBCD-200.

Contents: - 1 x fixing flange A
- 4 x stud clamp E
- 1 x sealing gasket.

FIXING DIMENSIONS STANDARDS DIN 42 538

German standards.



In mm.

180A-24P-O

INTERFACE A1 IN-AIR BUSHING

APPLICATION

For use in equipment insulated with air, typically for dry type transformers, motors, switchgear, capacitors...

TECHNICAL CHARACTERISTICS

Each bushing is tested for AC withstand and partial discharge prior to leaving the factory.

SPECIFICATIONS AND STANDARDS

The plug-in type equipment bushings 180A-24P-O are moulded epoxy insulated parts and meet the requirements of CENELEC EN 50181, IEC 60071 and IEC 60137.

ORDERING INSTRUCTIONS

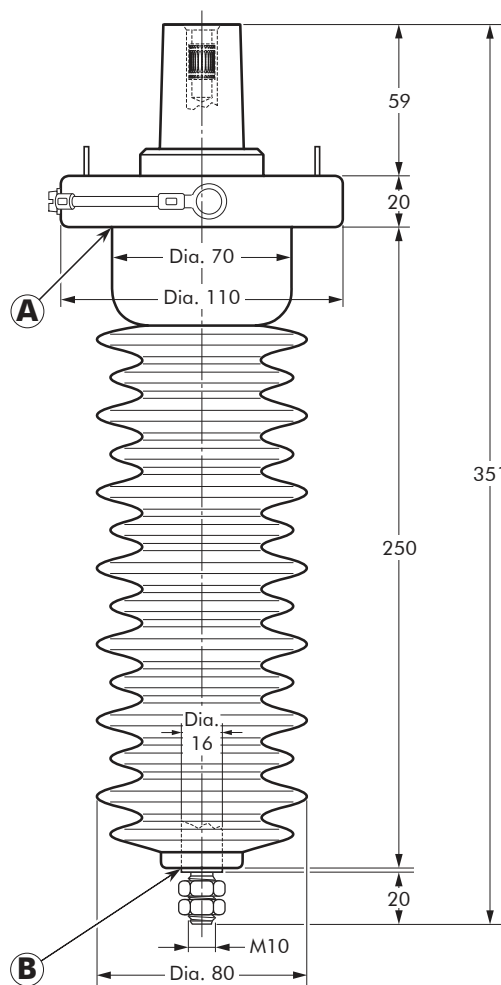
To order the equipment bushing, specify the type.

The bushings are supplied with an earth jumper.

To include the ring clamp, add:

- /B, if per British standards
- /D, if per German standards
- /F, if per French standards.

E.g. 180A-24P-O/F.



In mm.

6/10 (12) kV
6.35/11 (12) kV
8.7/15 (17.5) kV
12/20 (24) kV
12.7/22 (24) kV

Up to 24 kV - 250 A

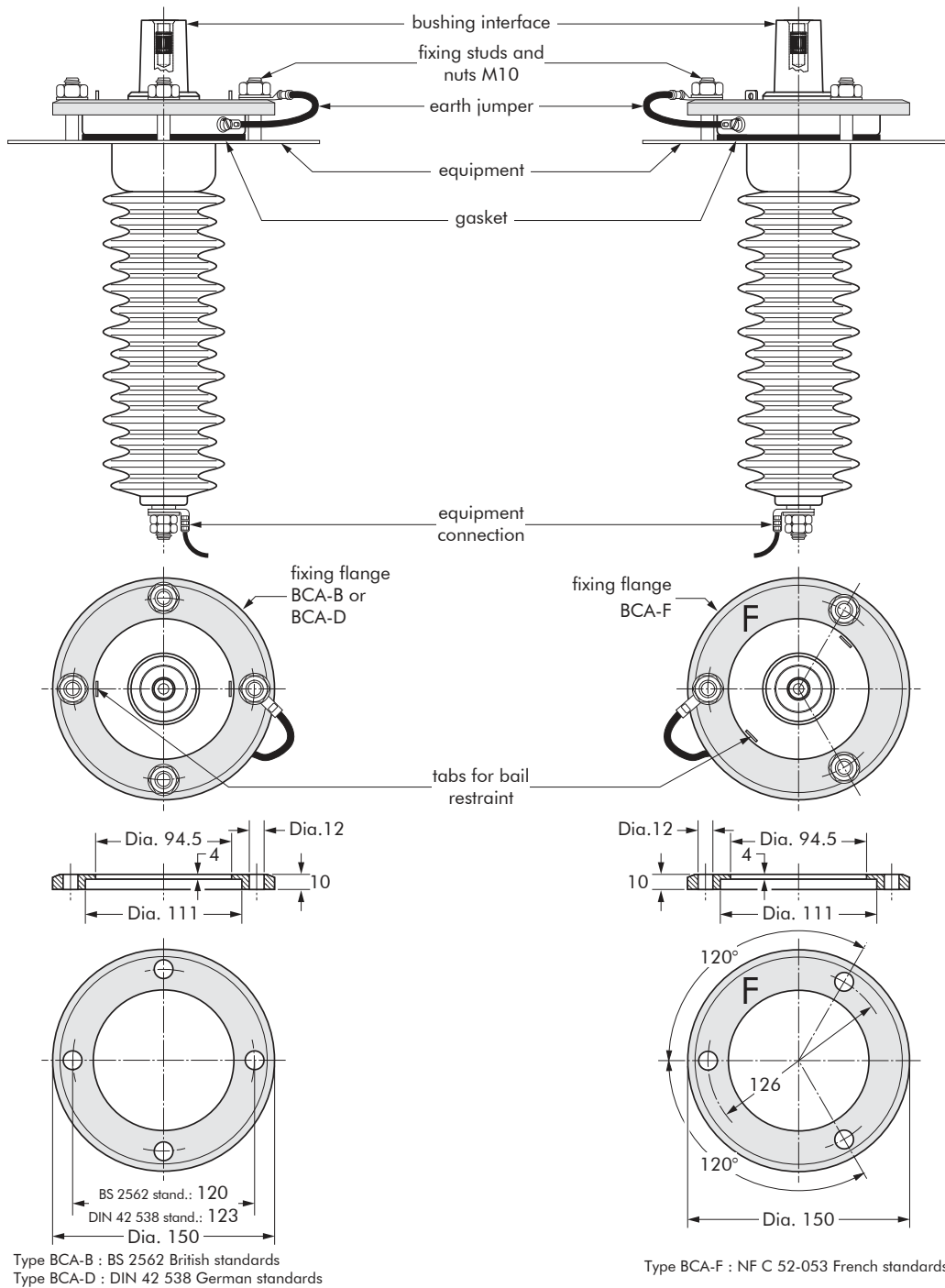
EUROMOLD®

Equipment bushing type	Voltage U_m (kV)	Current I_r (A)	Creepage distance A-B (mm)
180A-24P-O	12	250	630
180A-24P-O	24	250	630

05/2017

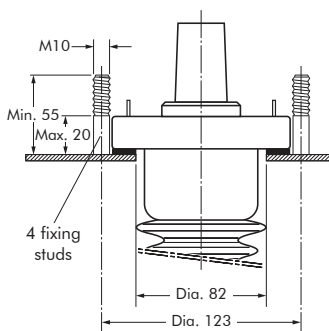
FIXINGS FOR EQUIPMENT BUSHINGS

180A-24P-O IN-AIR BUSHING



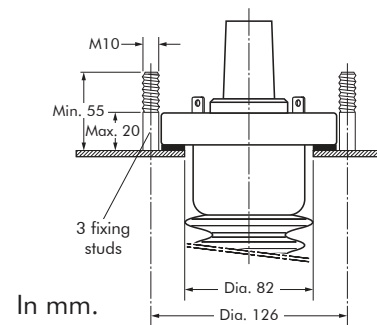
FIXING DIMENSIONS STANDARDS DIN 42 538

German standards.



FIXING DIMENSIONS STANDARDS NF C 52-053

French standards.



400T1/400AR-1/400AR-2

INTERFACE B EQUIPMENT BUSHINGS

APPLICATION

For use in equipment insulated with oil fluid, typically for transformers, switchgear, capacitors...

TECHNICAL CHARACTERISTICS

Each bushing is tested for AC withstand and partial discharge prior to leaving the factory.

SPECIFICATIONS AND STANDARDS

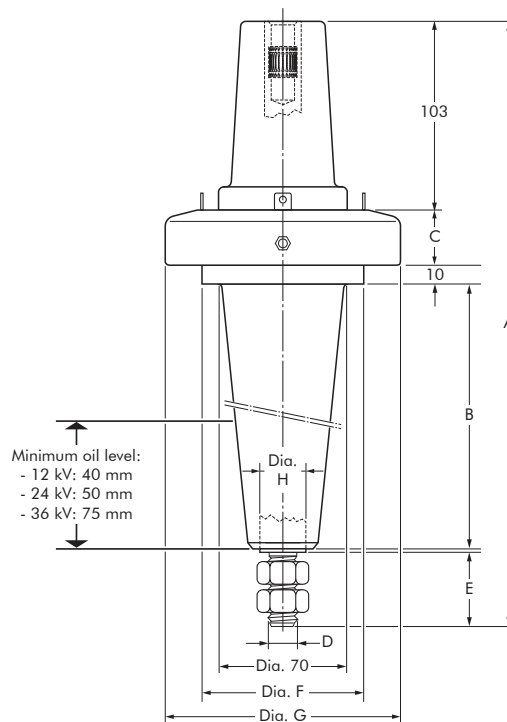
The plug-in type equipment bushings are moulded epoxy insulated parts and meet the requirements of IEC 60137. The (K)(M)400T1 also meets CENELEC EN 50180 .

ORDERING INSTRUCTIONS

To order the equipment bushing, specify the type.

The bushings are supplied with an earth jumper (/J) or an earth plate (/GS). This earth connection must be specified when ordering.

E.g. K400AR-1/J.



6/10 (12) kV
6.35/11 (12) kV
8.7/15 (17.5) kV
12/20 (24) kV
12.7/22 (24) kV
18/30 (36) kV

Up to 36 kV - 400 A

EUROMOLD®

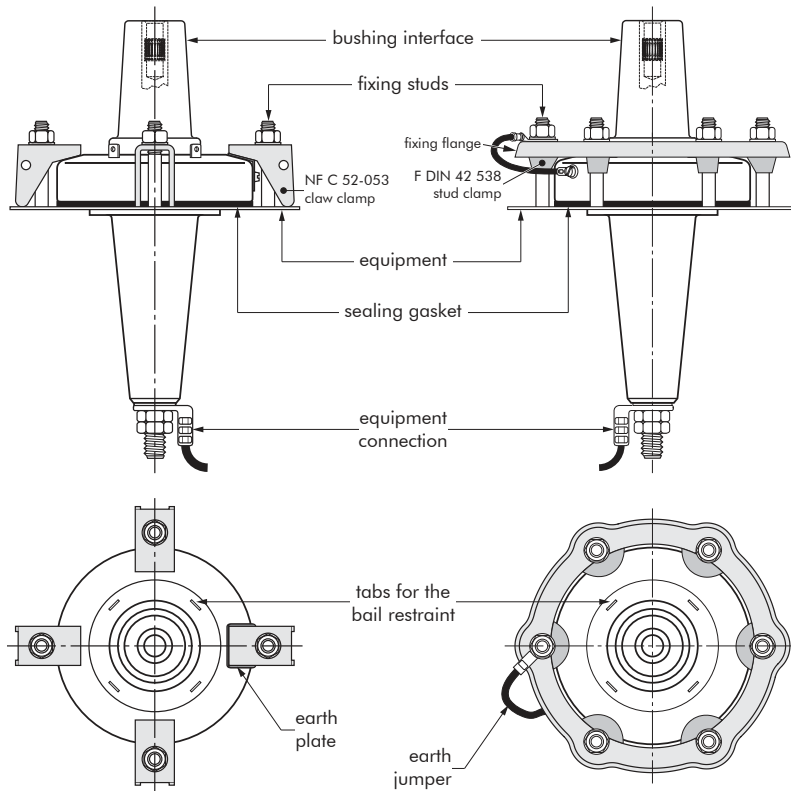
In mm.

Equip- ment bushing type	Voltage Um (kV)	Current Ir (A)	Dimensions (mm)							
			A	B	C	D	E	Dia. F	Dia. G	Dia. H
400T1	12	400	310	144	30	M12	22	88	128	16
K400T1	24	400	310	144	30	M12	22	88	128	16
M400T1	36	400	310	144	30	M12	22	88	128	16
400AR-1	12	400	380	213	30	M12	22	74	128	16
K400AR-1	24	400	380	213	30	M12	22	74	128	16
M400AR-1	36	400	380	213	30	M12	22	74	128	16
400AR-2	12	400	329	138	36	M16	40	100	150	30
K400AR-2	24	400	329	138	36	M16	40	100	150	30
M400AR-2	36	400	329	138	36	M16	40	100	150	30

05/2017

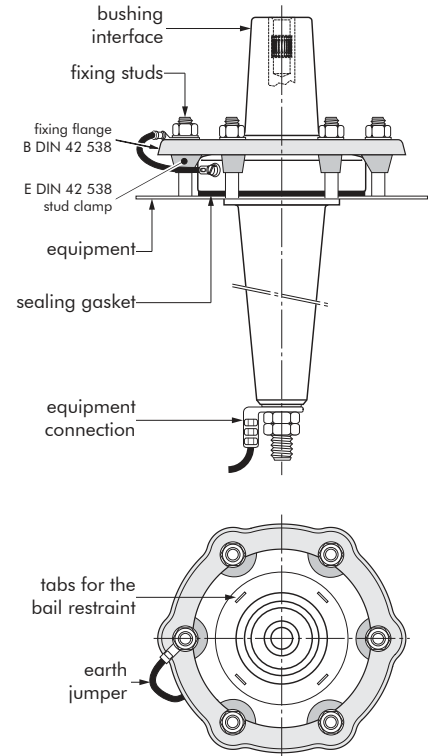
FIXINGS FOR EQUIPMENT BUSHINGS

400AR-2/GS BUSHING



400AR-2/J BUSHING

400AR-1/J AND 400T1/J BUSHINGS



BUSHING CLAMPING KIT

To order the bushing clamping kit, according to NF C 52-053 standards, simply specify KBCNF-400 (for bushing type 400AR-2).
Contents: - 4 x claw clamp NF
- 1 x sealing gasket.

BUSHING CLAMPING KIT

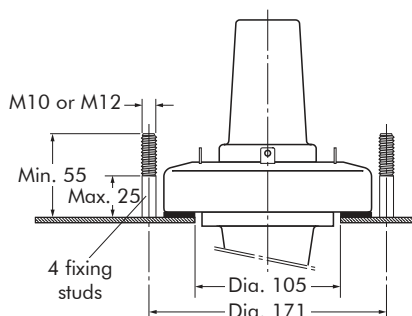
To order the bushing clamping kit, simply specify: KBCDS-400B.
Contents: - 1 x fixing flange
- 6 x stud clamp F
- 1 x sealing gasket.

BUSHING CLAMPING KIT

To order the bushing clamping kit, according to DIN 42 538 standards, simply specify KBCD-400B.
Contents: - 1 x fixing flange B
- 6 x stud clamp E
- 1 x sealing gasket.

FIXING DIMENSIONS STANDARDS NF C 52-053

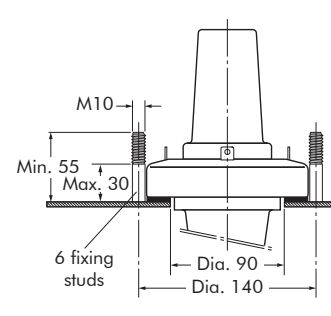
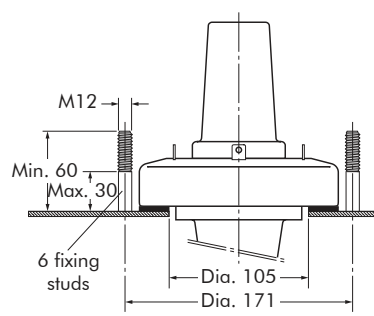
French standards.



FIXING DIMENSIONS

STANDARDS DIN 42 538

German standards.



400AR-8

INTERFACE B EQUIPMENT BUSHING

APPLICATION

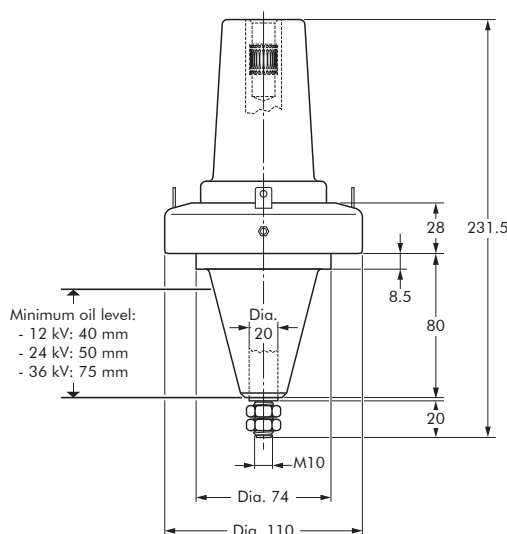
For use in equipment insulated with oil fluid, typically for transformers, switchgear, capacitors...

TECHNICAL CHARACTERISTICS

Each bushing is tested for AC withstand and partial discharge prior to leaving the factory.

SPECIFICATIONS AND STANDARDS

The plug-in type equipment bushings 400AR-8 are moulded epoxy insulated parts and meet the requirements of CENELEC EN 50180 and IEC 60137.



6/10 (12) kV
6,35/11 (12) kV
8,7/15 (17,5) kV
12/20 (24) kV
12,7/22 (24) kV

Up to 36 kV - 250 A

EUROMOLD®

ORDERING INSTRUCTIONS

To order the equipment bushing, specify the type.

The bushings can be supplied with an earth jumper (/J).

E.g. M400AR-8/J.

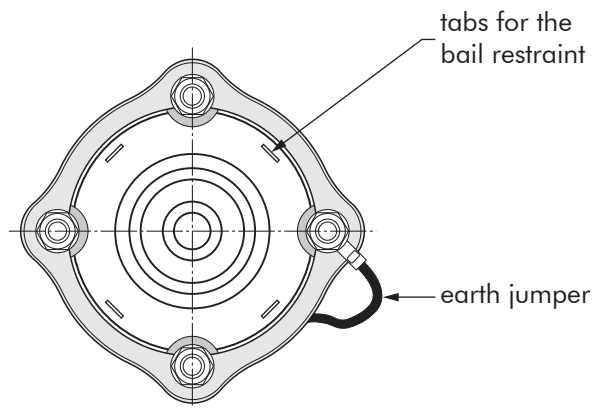
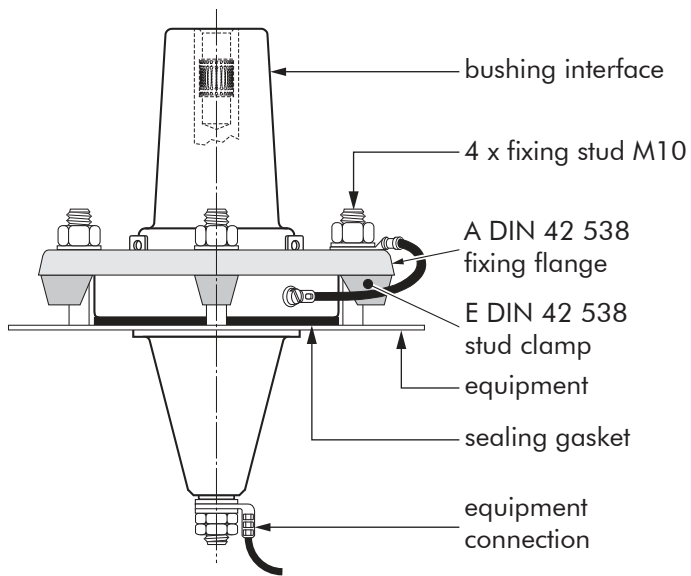
In mm.

Equipment bushing type	Voltage Um (kV)	Current Ir (A)
400AR-8	12	250
K400AR-8	24	250
M400AR-8	36	250

05/2017

FIXINGS FOR EQUIPMENT BUSHINGS

400AR-8/J BUSHING



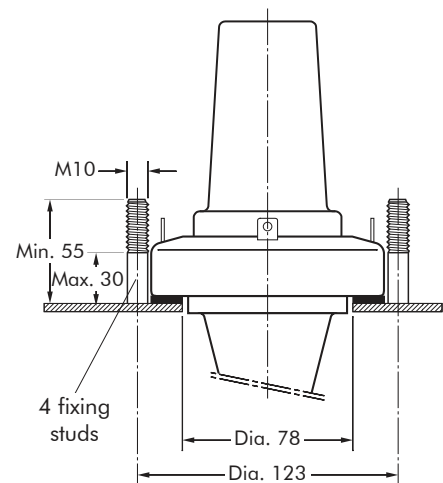
BUSHING CLAMPING KIT

To order the bushing clamping kit, according to DIN 42 538 standards, simply specify: KBCD-200.

Contents: - 1 x fixing flange A
- 4 x stud clamp E
- 1 x sealing gasket.

FIXING DIMENSIONS STANDARDS DIN 42 538

German standards.



In mm.

APPLICATION

For use in equipment insulated with SF₆ gas.

TECHNICAL CHARACTERISTICS

Each bushing is tested for AC withstand and partial discharge prior to leaving the factory.



DESIGN

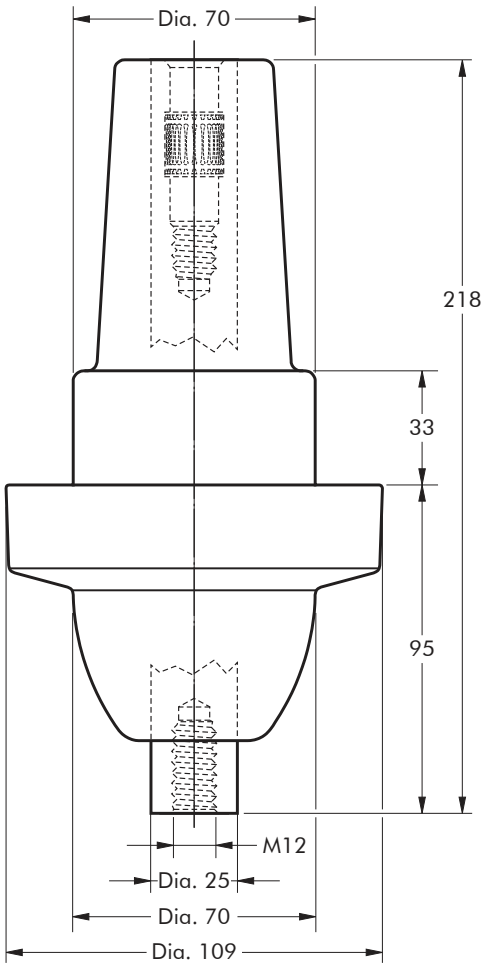
The equipment bushing is a moulded epoxy insulated part with a connector interface in accordance with CENELEC EN 50181. The 400SFR-P bushing has a shank outside this standard, adapted for use in SF₆ gas.

SPECIFICATIONS AND STANDARDS

The plug-in type equipment bushing 400SFR-P meets the requirements of CENELEC EN 50180 and IEC 60137.

ORDERING INSTRUCTIONS

To order the equipment bushing, simply specify the type.



In mm.

6/10 (12) kV
6.35/11 (12) kV
8.7/15 (17.5) kV
12/20 (24) kV
12.7/22 (24) kV

Up to 24 kV - 400 A

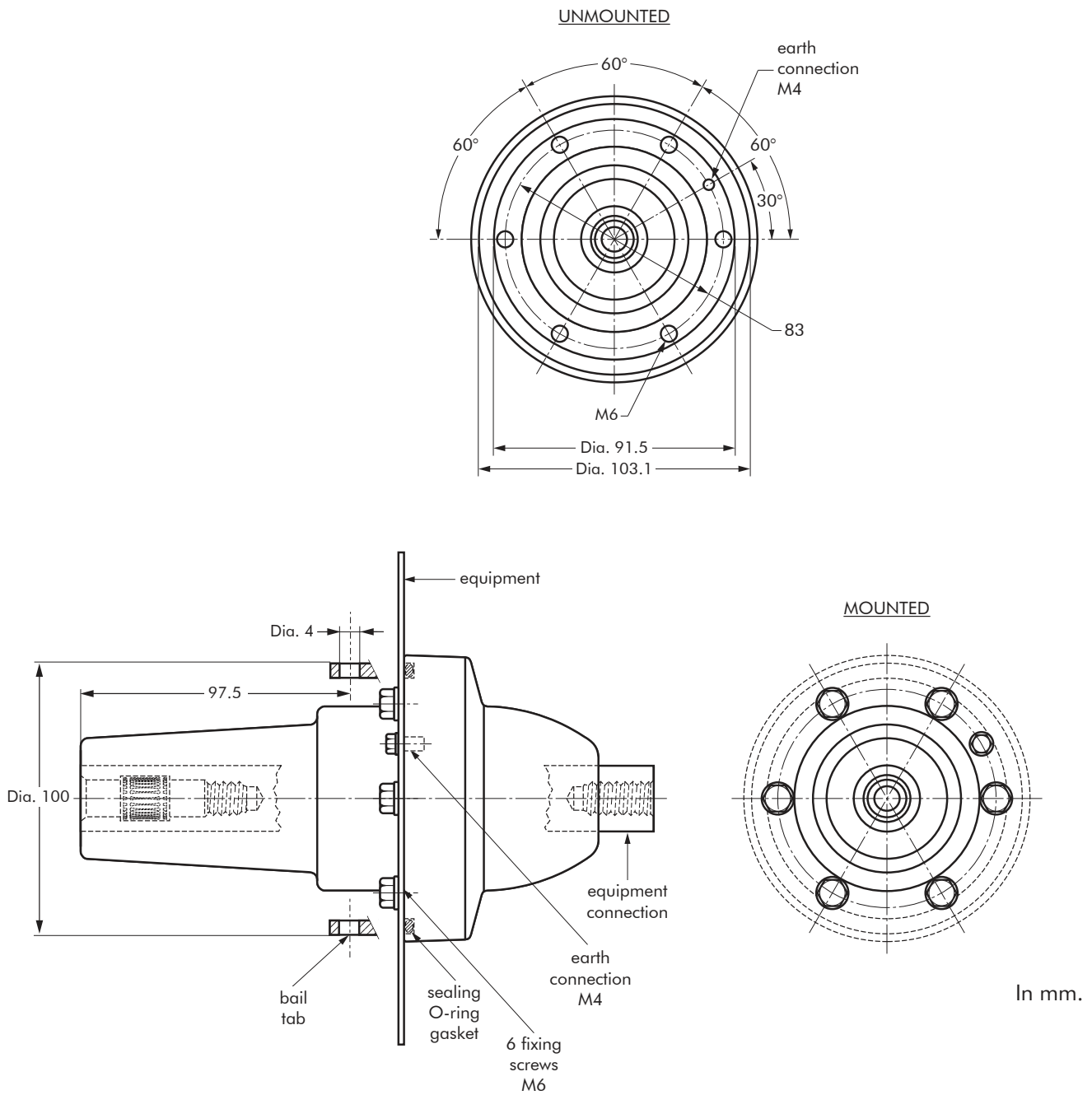
EUROMOLD®

Equipment bushing type	Voltage Um (kV)	Current Ir (A)
400SFR-P	12	400
K400SFR-P	24	400

05/2017

FIXINGS FOR EQUIPMENT BUSHINGS

400SFR-P BUSHING FOR GAS INSULATED SWITCHGEAR



APPLICATION

For use in equipment insulated with oil fluid, typically for transformers, switchgear, capacitors...

TECHNICAL CHARACTERISTICS

Each bushing is tested for AC withstand and partial discharge prior to leaving the factory.

SPECIFICATIONS AND STANDARDS

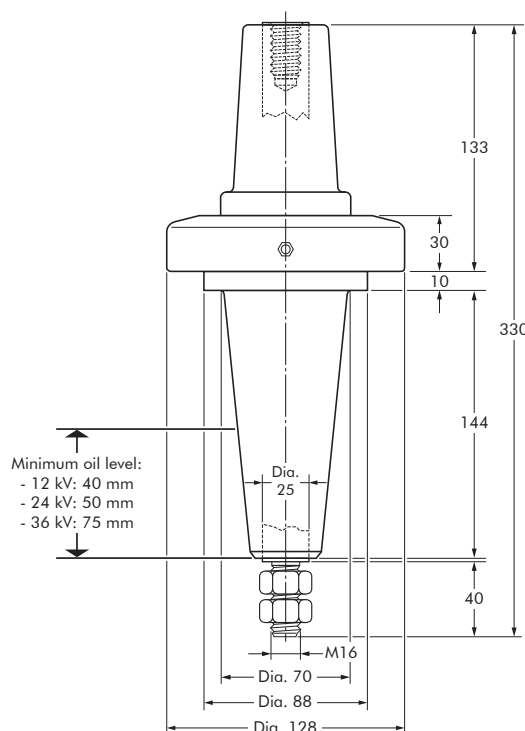
The bolted type equipment bushings 400AR-3 are moulded epoxy insulated parts and meet the requirements of CENELEC EN 50180 and IEC 60137.

ORDERING INSTRUCTIONS

To order the equipment bushing, specify the type.

The bushings can be supplied with an earth jumper (/J).
E.g. M400AR-3/J.

For use in potentially explosive atmospheres (for 12 kV max), order: 400AR-3/ATEX.



6/10 (12) kV
6.35/11 (12) kV
8.7/15 (17.5) kV
12/20 (24) kV
12.7/22 (24) kV
18/30 (36) kV
19/33 (36) kV

Up to 36kV - 630A

EUROMOLD®

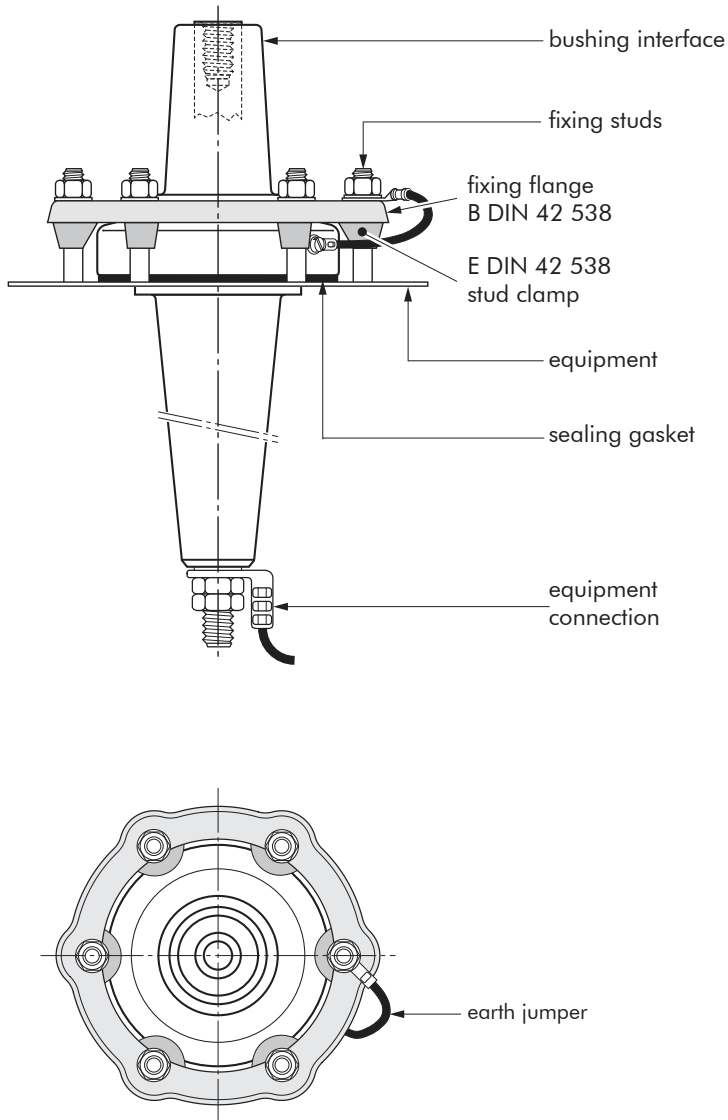
In mm.

Equipment bushing type	Voltage Um (kV)	Current Ir (A)
400AR-3	12	630
K400AR-3	24	630
M400AR-3	36	630

05/2017

FIXINGS FOR EQUIPMENT BUSHINGS

400AR-3/J BUSHING



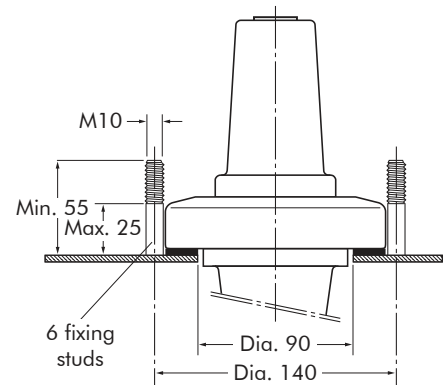
BUSHING CLAMPING KIT

To order the bushing clamping kit, according to DIN 42 538 standards, simply specify KBCD-400B.

Contents: - 1 x fixing flange B
- 6 x stud clamp E
- 1 x sealing gasket.

FIXING DIMENSIONS STANDARDS DIN 42 538

German standards.



In mm.

APPLICATION

For use in equipment insulated with oil fluid, typically for transformers, switchgear, capacitors...

SPECIFICATIONS AND STANDARDS

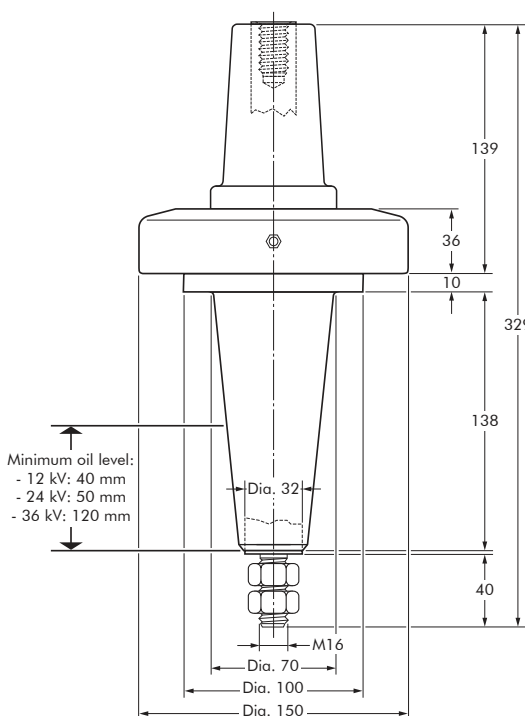
The bolted type equipment bushings 400AR-4 are moulded epoxy insulated parts and meet the requirements of CENELEC EN 50180 and IEC 60137.

ORDERING INSTRUCTIONS

To order the equipment bushing, specify the type.
The bushings can be supplied with an earth jumper (/J) or an earth plate (/GS). This earth connection must be specified when ordering.
E.g. M400AR-4/GS.

TECHNICAL CHARACTERISTICS

Each bushing is tested for AC withstand and partial discharge prior to leaving the factory.



6/10 (12) kV
6.35/11 (12) kV
8.7/15 (17.5) kV
12/20 (24) kV
12.7/22 (24) kV
18/30 (36) kV
19/33 (36) kV

Up to 36kV - 1250A

EUROMOLD®

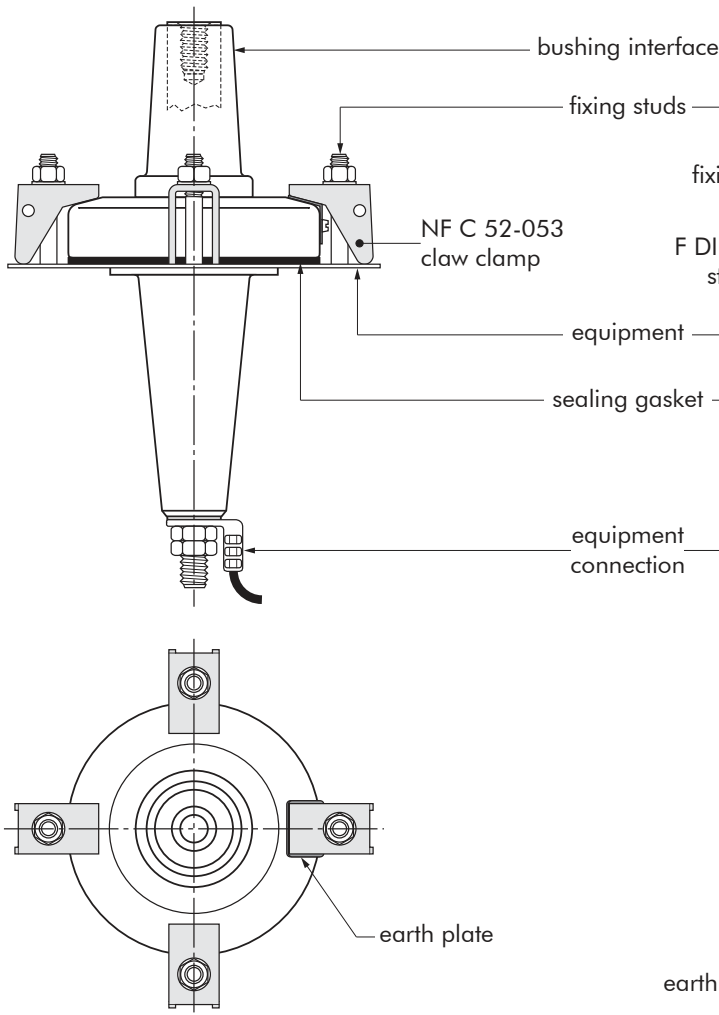
In mm.

Equipment bushing type	Voltage Um (kV)	Current Ir (A)
400AR-4	12	1250
K400AR-4	24	1250
M400AR-4	36	1250

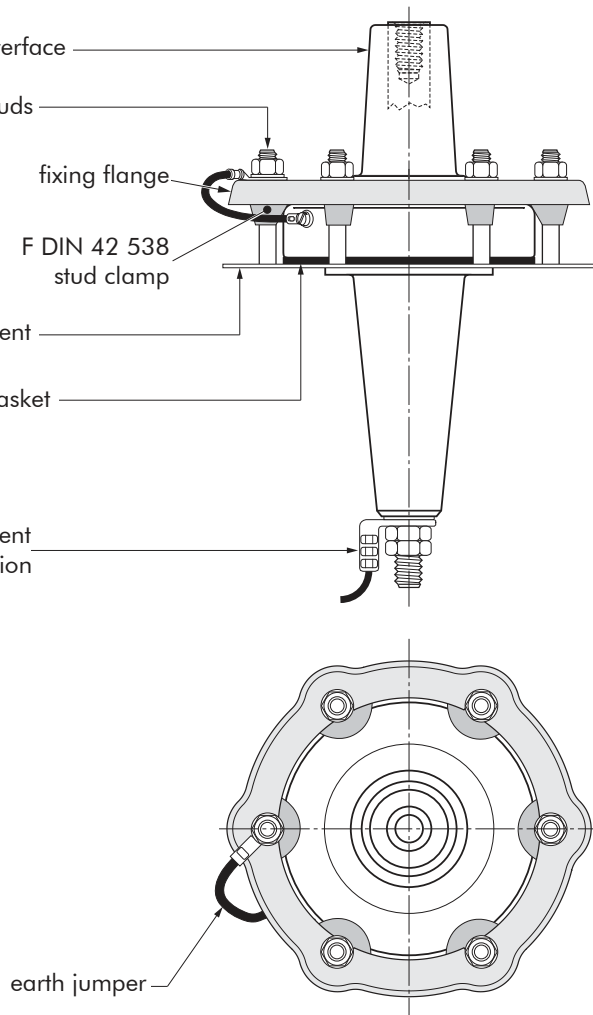
05/2017

FIXINGS FOR EQUIPMENT BUSHINGS

400AR-4/GS BUSHING



400AR-4/J BUSHING



BUSHING CLAMPING KIT

To order the bushing clamping kit, according to NFC 52-053 standards, simply specify KBC-NF-400.

Contents: - 4 x claw clamp NF400
- 1 x sealing gasket.

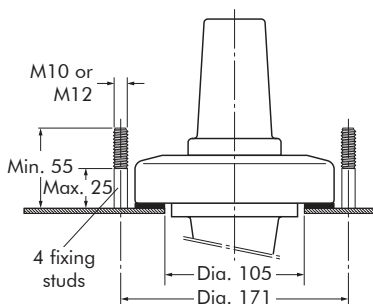
BUSHING CLAMPING KIT

To order the bushing clamping kit with DIN style fixing flange, simply specify KBCDS-400. Contents:

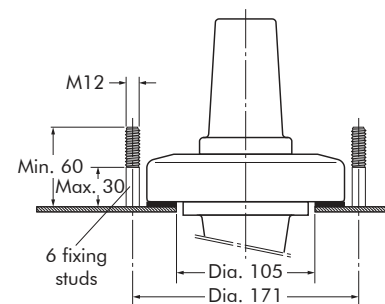
- 1 x fixing flange DIN style
- 6 x stud clamp F DIN 42 538
- 1 x sealing gasket.

FIXING DIMENSIONS STANDARDS NF C 52-053

French standards.



FIXING DIMENSIONS



In mm.

APPLICATION

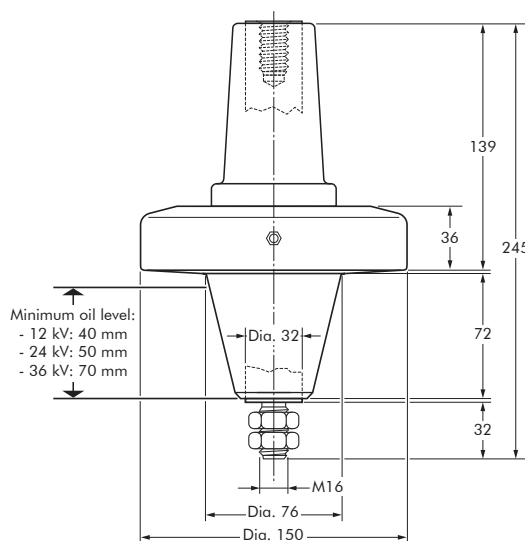
For use in equipment insulated with oil fluid, typically for transformers, switchgear, capacitors...

TECHNICAL CHARACTERISTICS

Each bushing is tested for AC withstand and partial discharge prior to leaving the factory.

SPECIFICATIONS AND STANDARDS

The bolted type equipment bushings 400AR-5 are moulded epoxy insulated parts and meet the requirements of CENELEC EN 50180 and IEC 60137.



6/10 (12) kV
6.35/11 (12) kV
8.7/15 (17.5) kV
12/20 (24) kV
12.7/22 (24) kV
18/30 (36) kV

Up to 36kV - 1250A

EUROMOLD®

ORDERING INSTRUCTIONS

To order the equipment bushing, specify the type.

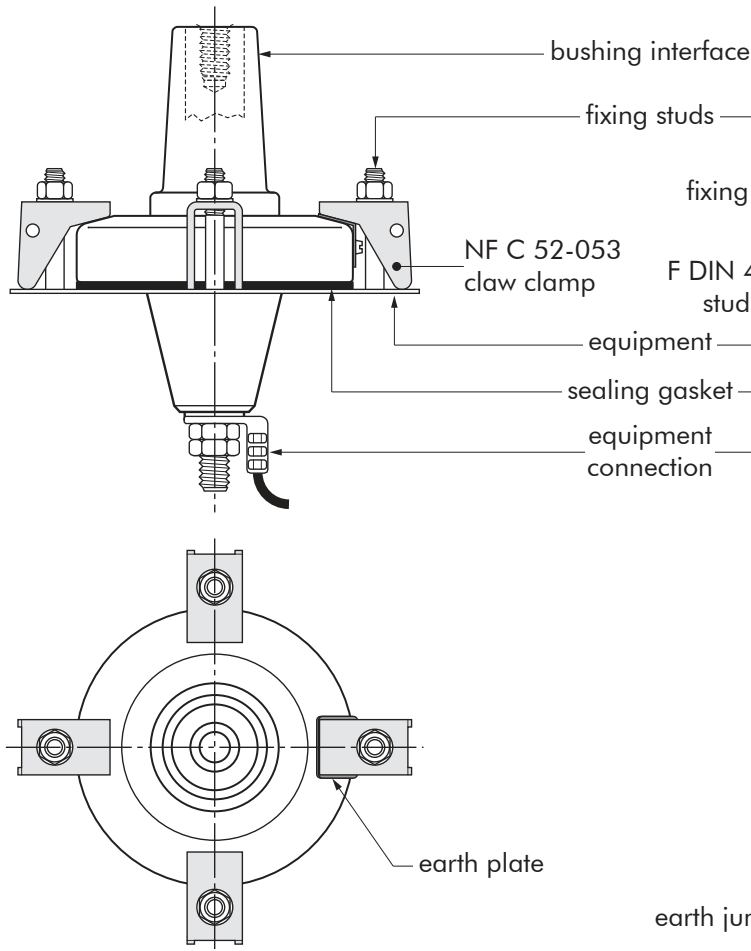
The bushings can be supplied with an earth jumper (/J) or an earth plate (/GS). This earth connection must be specified when ordering. E.g. M400AR-5/GS.

In mm.

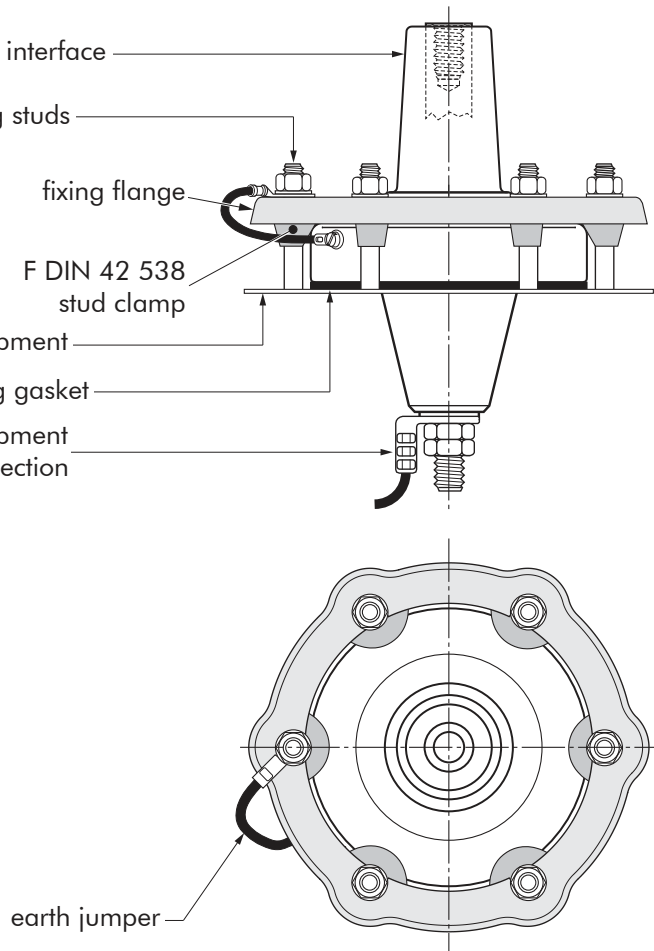
Equipment bushing type	Voltage Um (kV)	Current Ir (A)
400AR-5	12	1250
K400AR-5	24	1250
M400AR-5	36	1250

FIXINGS FOR EQUIPMENT BUSHINGS

400AR-5/GS BUSHING



400AR-5/J BUSHING



BUSHING CLAMPING KIT

To order the bushing clamping kit, according to NFC 52-053 standards, simply specify KBC-NF-400.

Contents: - 4 x claw clamp NF400
- 1 x sealing gasket.

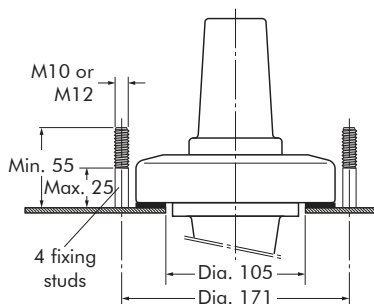
BUSHING CLAMPING KIT

To order the bushing clamping kit with DIN style fixing flange, simply specify KBCDS-400. Contents:

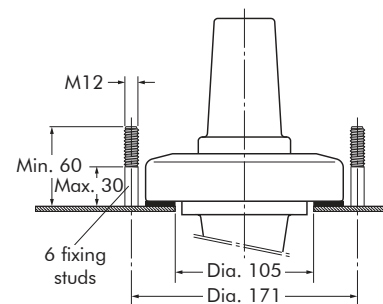
- 1 x fixing flange DIN style
- 6 x stud clamp F DIN 42 538
- 1 x sealing gasket.

FIXING DIMENSIONS STANDARDS NF C 52-053

French standards.



FIXING DIMENSIONS



In mm.

APPLICATION

For use in equipment insulated with oil fluid, typically for transformers, switchgear, capacitors...

TECHNICAL CHARACTERISTICS

Each bushing is tested for AC withstand and partial discharge prior to leaving the factory.

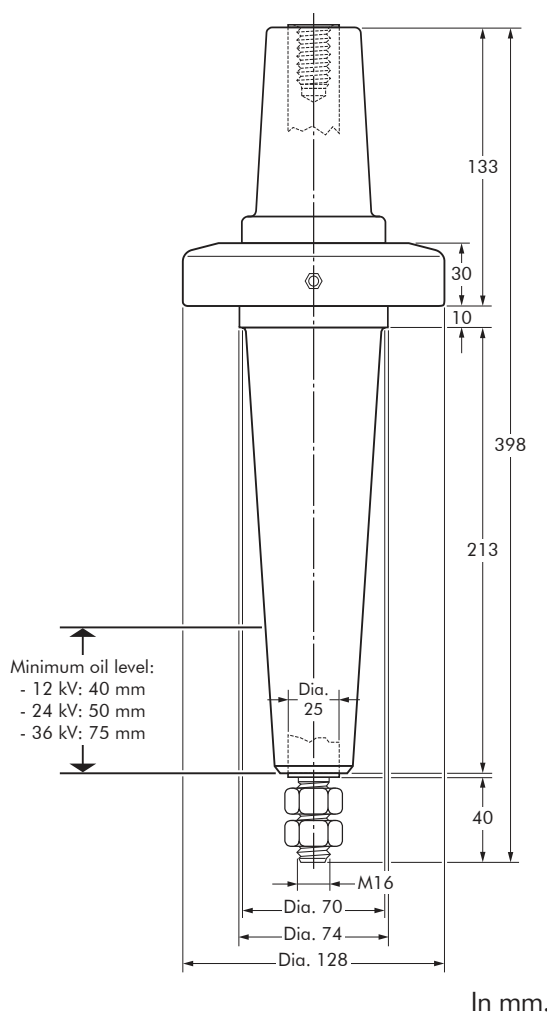


SPECIFICATIONS AND STANDARDS

The bolted type equipment bushings 400AR-6 are moulded epoxy insulated parts and meet the requirements of CENELEC EN 50180 and IEC 60137.

ORDERING INSTRUCTIONS

To order the equipment bushing, specify the type.
The bushings can be supplied with an earth jumper (/J).
This earth connection must be specified when ordering.
E.g. M400AR-6/J.



6/10 (12) kV
6.35/11 (12) kV
8.7/15 (17.5) kV
12/20 (24) kV
12.7/22 (24) kV
18/30 (36) kV
19/33 (36) kV

Up to 36kV - 630 A

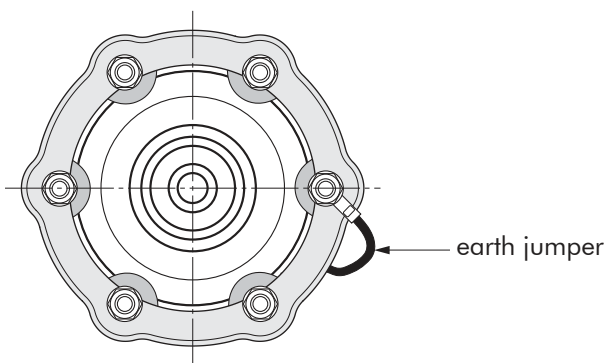
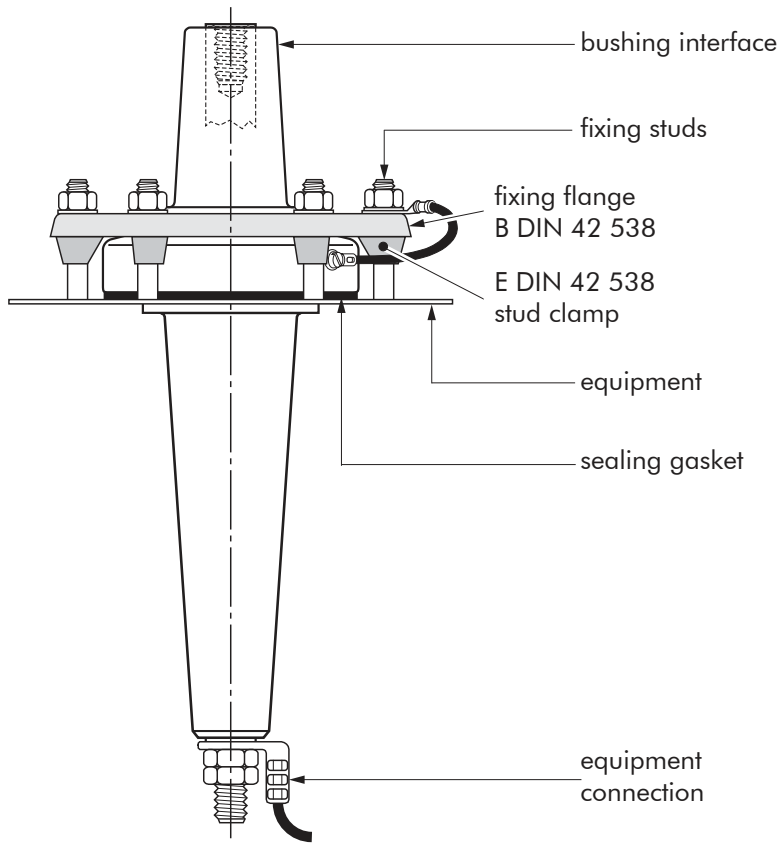
EUROMOLD®

Equipment bushing type	Voltage Um (kV)	Current Ir (A)
400AR-6	12	630
K400AR-6	24	630
M400AR-6	36	630

05/2017

FIXINGS FOR EQUIPMENT BUSHINGS

400AR-6/J BUSHING



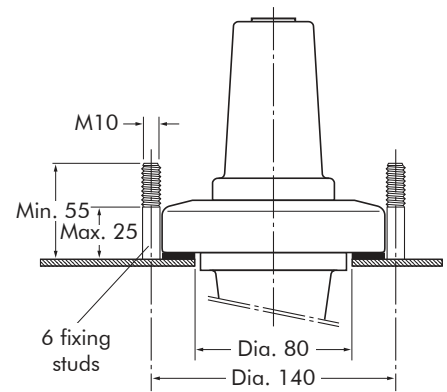
BUSHING CLAMPING KIT

To order the bushing clamping kit, according to DIN 42 538 standards, simply specify KBCD-400B.

Contents: - 1 x fixing flange B
- 6 x stud clamp E
- 1 x sealing gasket.

FIXING DIMENSIONS STANDARDS DIN 42 538

German standards.



In mm.

APPLICATION

For use in equipment insulated with SF₆ gas.

TECHNICAL CHARACTERISTICS

Each bushing is tested for AC withstand and partial discharge prior to leaving the factory.

DESIGN

The equipment bushing is a moulded epoxy insulated part with a connector interface in accordance with CENELEC EN 50181.

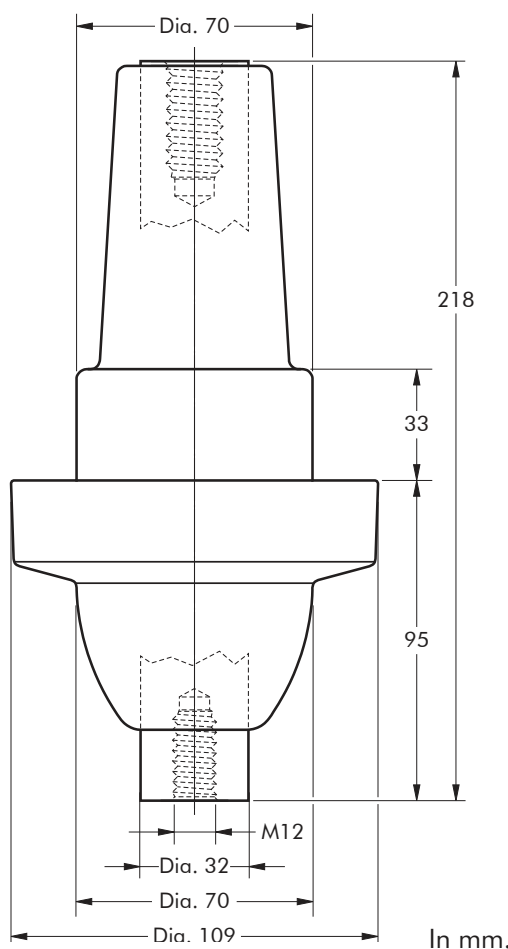
The 400SFR-B bushing has a shank outside this standard, adapted to use in SF₆ gas.

SPECIFICATIONS AND STANDARDS

The bolted type equipment bushing 400SFR-B meets the requirements of CENELEC EN 50180 and IEC 60137.

ORDERING INSTRUCTIONS

To order the equipment bushing, simply specify the type.



6/10 (12) kV
6.35/11 (12) kV
8.7/15 (17.5) kV
12/20 (24) kV
12.7/22 (24) kV
18/30 (36) kV
19/33 (36) kV

Up to 36kV - 1250 A

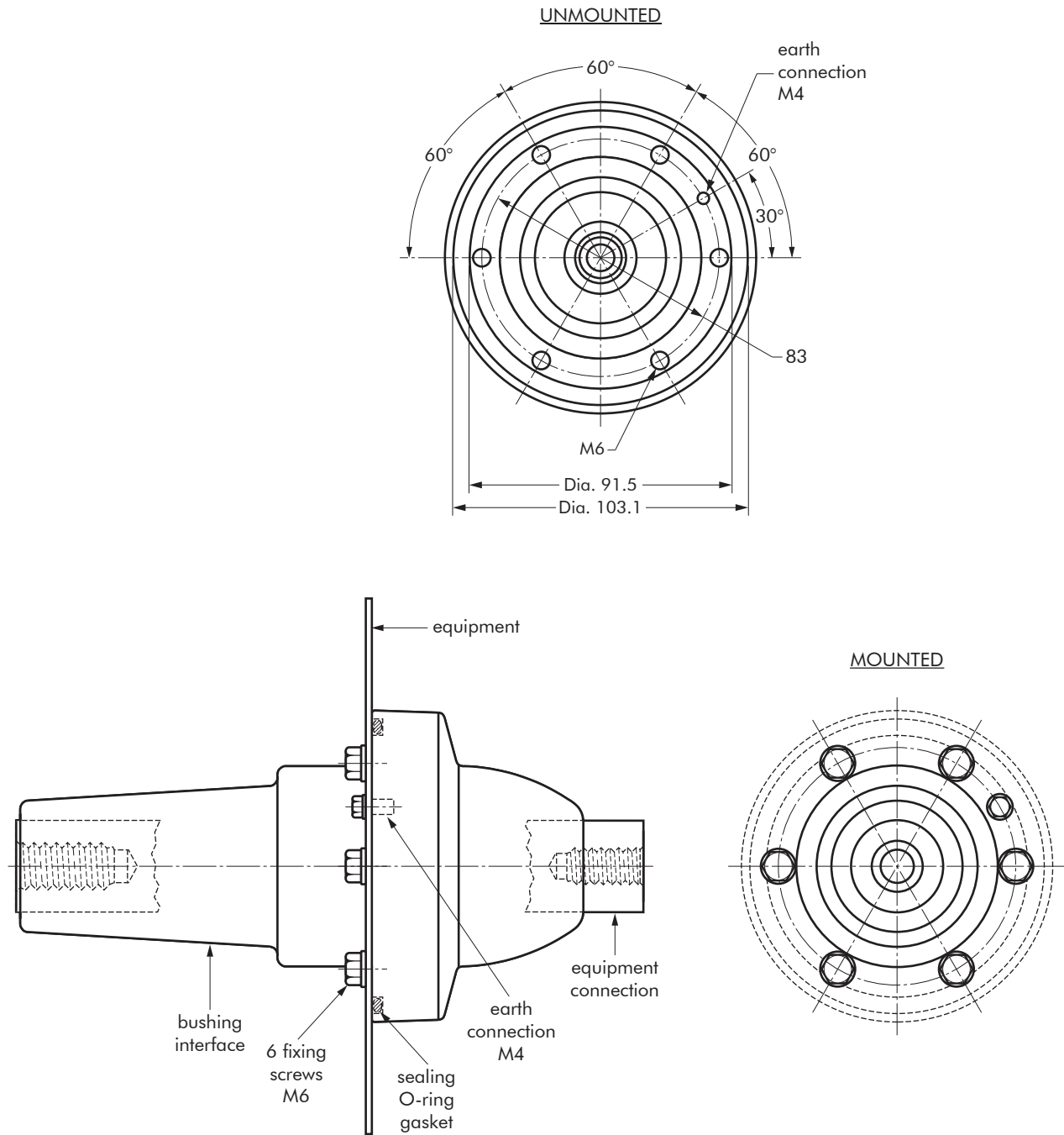
EUROMOLD®

Equipment bushing type	Voltage Um (kV)	Interface	Current Ir (A)
400SFR-B 1250 A	12	C2	1250
K400SFR-B 1250 A	24	C2	1250
M400SFR-B 1250 A	36	C2	1250

05/2017

FIXINGS FOR EQUIPMENT BUSHINGS

400SFR-B BUSHING FOR GAS INSULATED SWITCHGEAR



In mm.

APPLICATION

For use in equipment insulated with air, typically for dry type transformers, motors, switchgear, capacitors...

TECHNICAL CHARACTERISTICS

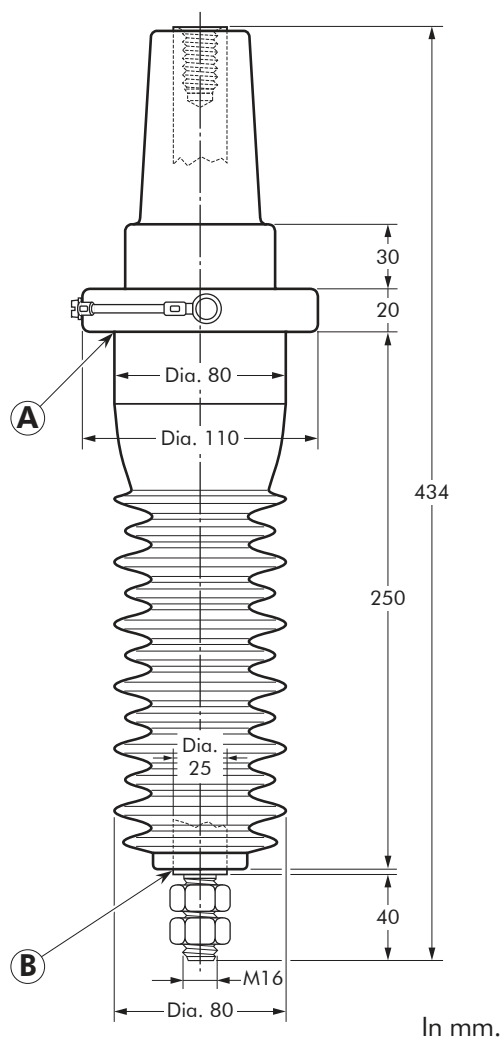
Each bushing is tested for AC withstand and partial discharge prior to leaving the factory.

SPECIFICATIONS AND STANDARDS

The bolted type equipment bushings 400A-24B are moulded epoxy insulated parts and meet the requirements of CENELEC EN 50180, IEC 60071 and IEC 60137.

ORDERING INSTRUCTIONS

To order the equipment bushing, specify the type.
The bushings are supplied with an earth jumper.
To include the ring clamp, add:
• /B, if per British standards
• /D, if per German standards
• /F, if per French standards.
E.g. 400A-24B/D.
For use in potentially explosive atmospheres (for 12 kV max), order: -/ATEX.



6/10 (12) kV
6.35/11 (12) kV
8.7/15 (17.5) kV
12/20 (24) kV
12.7/22 (24) kV

Up to 24 kV - 630 A

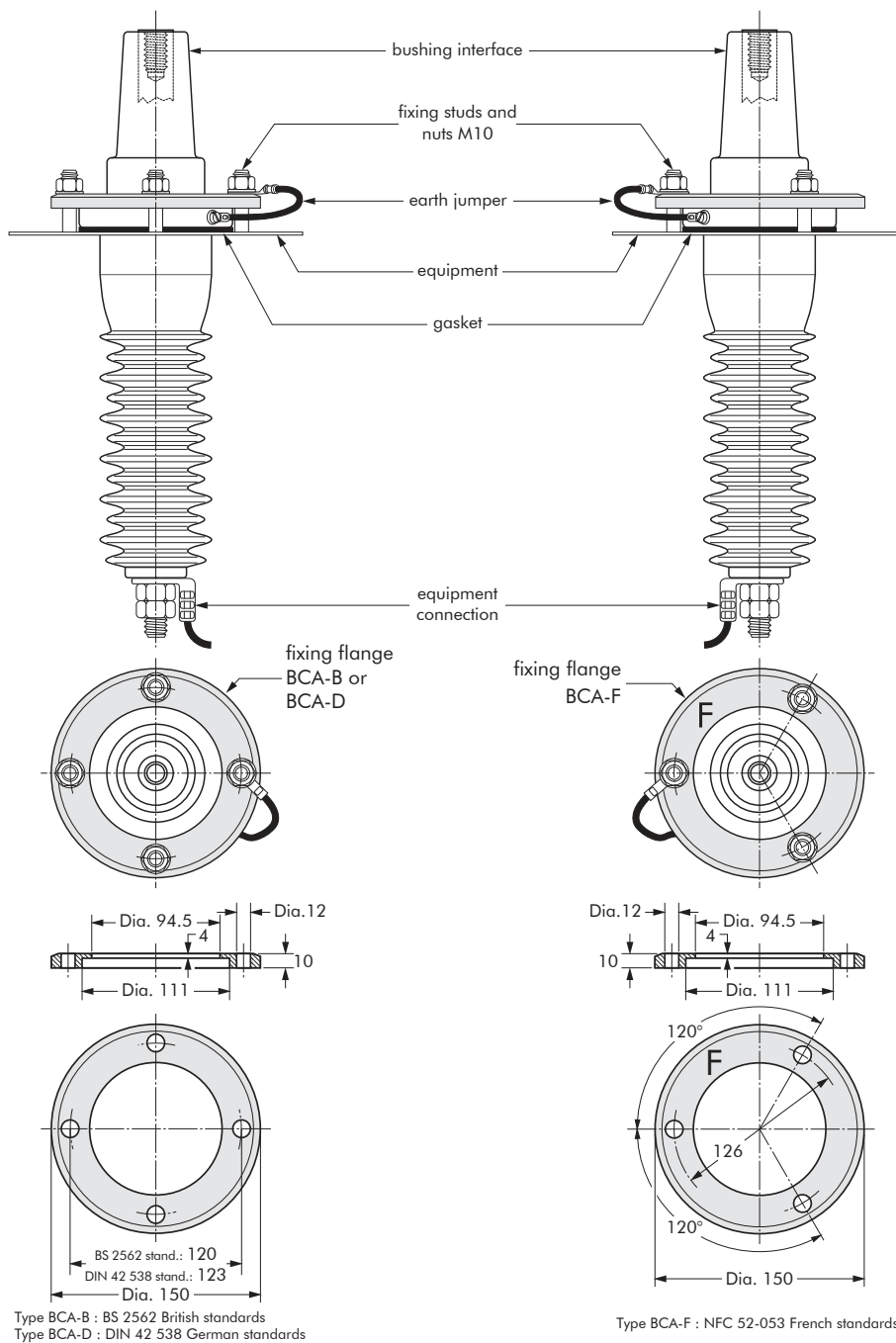
EUROMOLD®

Equipment bushing type	Voltage Um (kV)	Current Ir (A)	Creepage distance A-B (mm)
400A-24B	12	630	520
400A-24B	24	630	520

05/2017

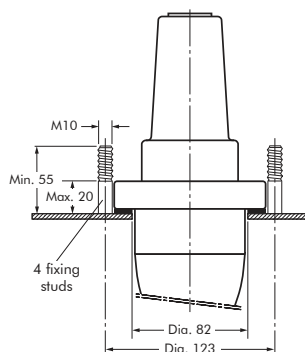
FIXINGS FOR EQUIPMENT BUSHINGS

400A-24B IN-AIR BUSHING



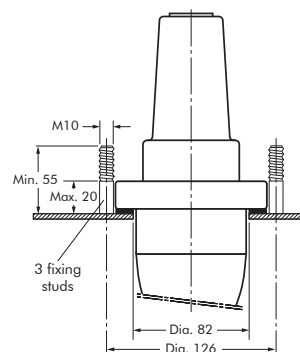
FIXING DIMENSIONS STANDARDS DIN 42 538

German standards.



FIXING DIMENSIONS STANDARDS NF C 52-053

French standards.



In mm.

APPLICATION

For use in equipment insulated with oil fluid, typically for transformers, switchgear, capacitors...

TECHNICAL CHARACTERISTICS

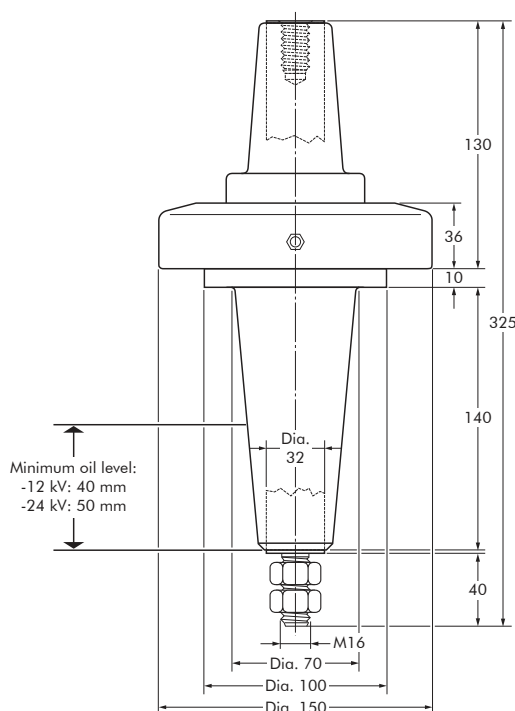
Each bushing is tested for AC withstand and partial discharge prior to leaving the factory.

SPECIFICATIONS AND STANDARDS

The bolted type equipment bushings 670AR-2 are moulded epoxy insulated parts and meet the requirements of CENELEC EN 50180 and IEC 60137.

ORDERING INSTRUCTIONS

To order the equipment bushing, specify the type.
The bushings can be supplied with an earth jumper (/J) or an earth plate (/GS). This earth connection must be specified when ordering.
E.g. K670AR-2/GS.



6/10 (12) kV
6,35/11 (12) kV
8,7/15 (17,5) kV
12/20 (24) kV
12,7/22 (24) kV

Up to 24 kV - 1250 A

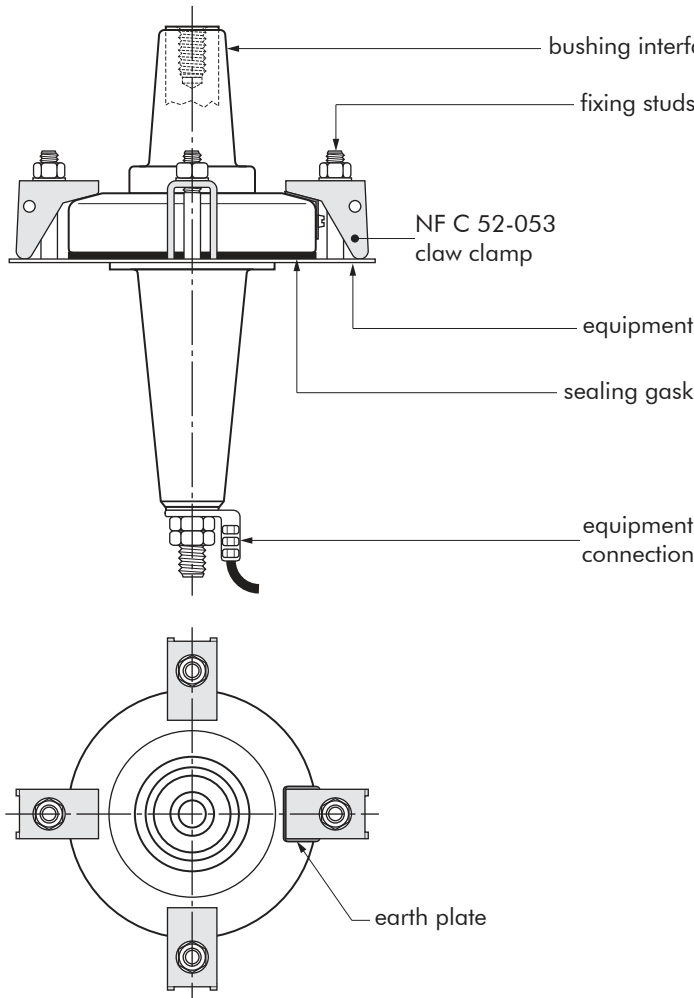
EUROMOLD®

In mm.

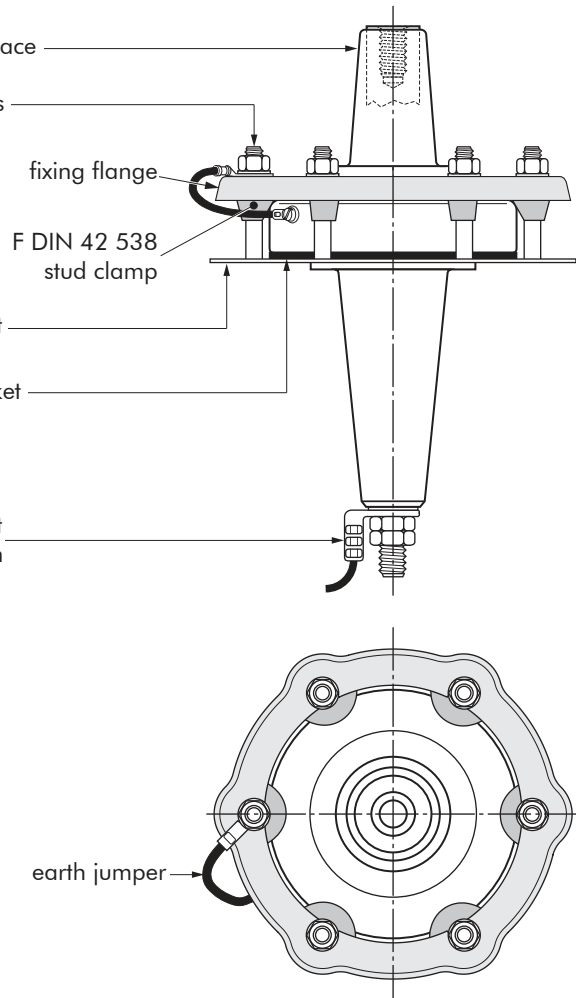
Equipment bushing type	Voltage Um (kV)	Current Ir (A)
670AR-2	12	1250
K670AR-2	24	1250

FIXINGS FOR EQUIPMENT BUSHINGS

670AR-2/GS BUSHING



670AR-2/J BUSHING



BUSHING CLAMPING KIT

To order the bushing clamping kit, according to NFC 52-053 standards, simply specify KBC-NF-400.

Contents: - 4 x claw clamp NF
- 1 x sealing gasket.

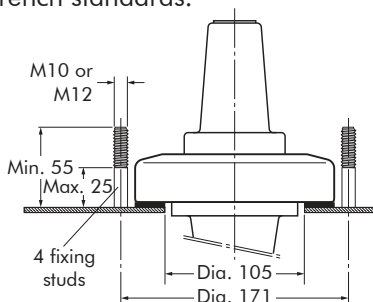
BUSHING CLAMPING KIT

To order the bushing clamping kit with DIN style fixing flange, simply specify KBCDS-400. Contents:

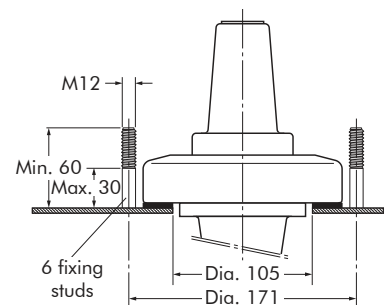
- 1 x fixing flange
DIN style
- 6 x stud clamp
F DIN 42 538
- 1 x sealing gasket.

FIXING DIMENSIONS STANDARDS NF C 52-053

French standards.



FIXING DIMENSIONS



In mm.

APPLICATION

For use in equipment, typically for transformers, switchgear, capacitors...

TECHNICAL CHARACTERISTICS

Each bushing is tested for AC withstand and partial discharge prior to leaving the factory.



SPECIFICATIONS AND STANDARDS

The bolted type equipment bushings 900AR-X are moulded epoxy insulated parts and meet the requirements of CENELEC EN 50180 and IEC 60137.

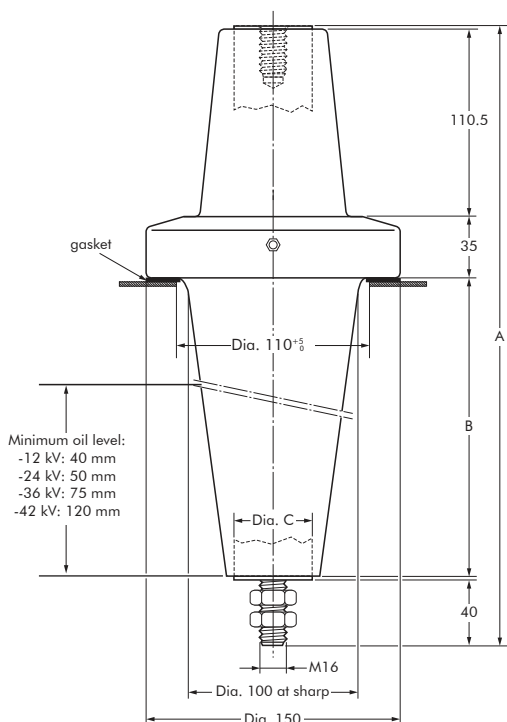
ORDERING INSTRUCTIONS

To order the equipment bushing, specify the type.

Add a 'K' for use up to 24 kV, add an 'M' for use up to 36 kV, add a 'P' for use up to 42 kV.

The bushings can be supplied with an earth jumper (/J) or an earth plate (/GS). This earth connection must be specified when ordering.

E.g. 900AR-4/GS.



6/10 (12) kV
6.35/11 (12) kV
8.7/15 (17.5) kV
12/20 (24) kV
12.7/22 (24) kV
18/30 (36) kV
19/33 (36) kV
20.8/36 (42) kV

Up to 42 kV - 2500 A

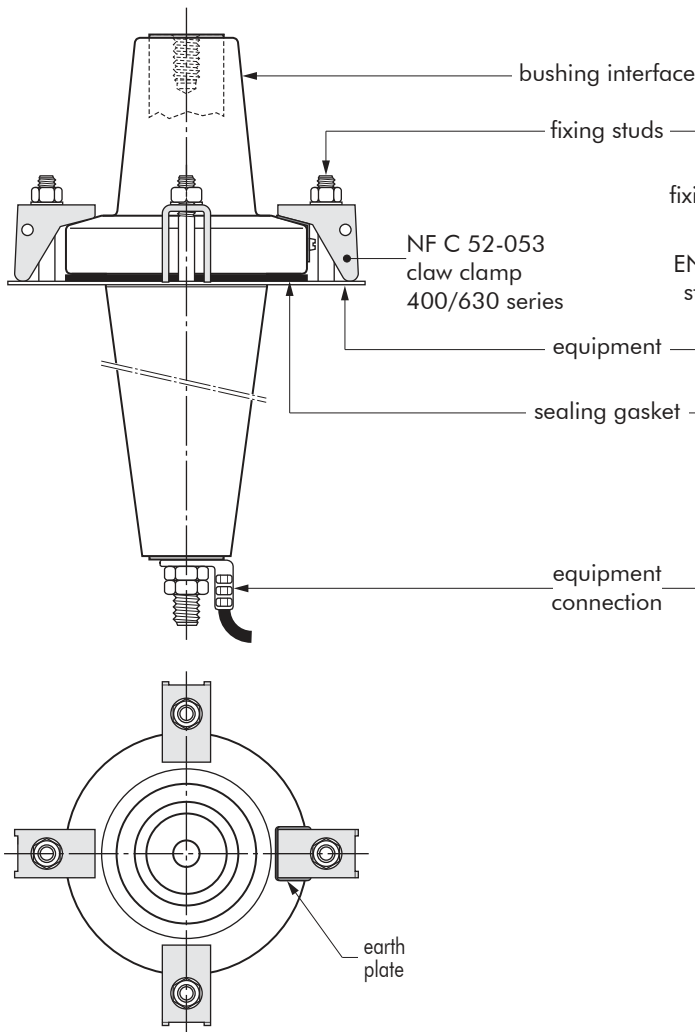
EUROMOLD®

In mm.

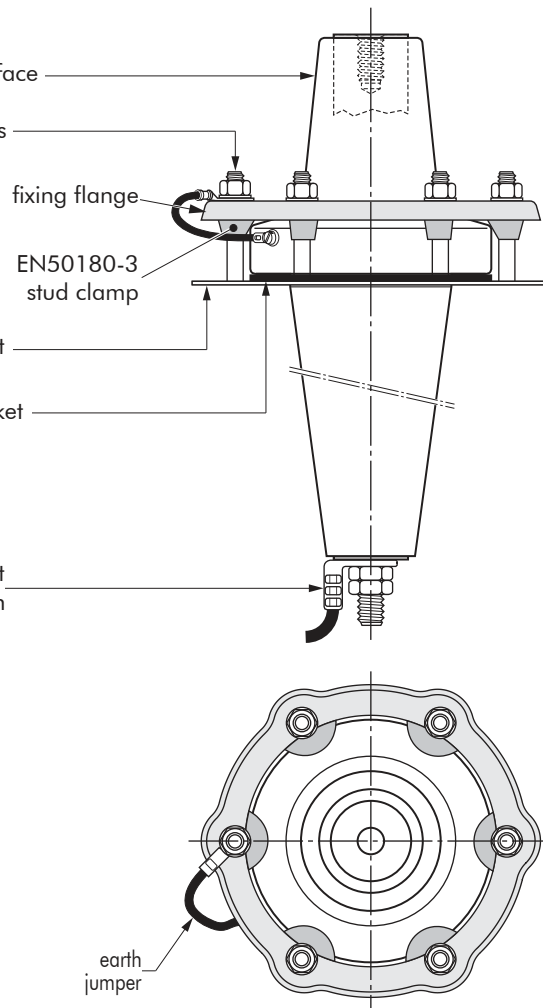
Equipment bushing type	Interface type	Voltage Um (kV)	Current Ir (A)	Dimensions (mm)		
				A	B	Dia. C
900AR-1	F3	42	1250	364	175	32
900AR-2	F2	42	630	364	175	25
900AR-3	F1	36	2500	364	175	50
900AR-4	F1	36	2500	259	70	50

FIXINGS FOR EQUIPMENT BUSHINGS

900AR-X/GS BUSHING



900AR-X/J BUSHING



BUSHING CLAMPING KIT

To order the bushing clamping kit, according to NF C 52-053 standards, simply specify KBC-NF-400.

Contents: - 4 x claw clamp NF400
- 1 x sealing gasket.

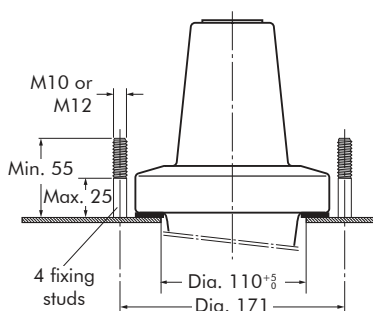
BUSHING CLAMPING KIT

To order the bushing clamping kit with DIN style fixing flange, simply specify KBCDS-400.

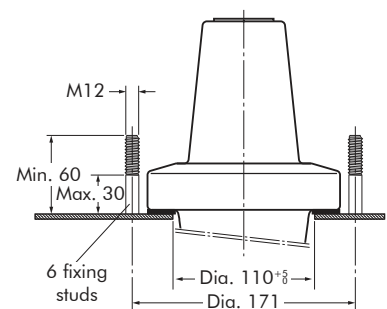
Contents: - 1 x fixing flange
DIN style
- 6 x stud clamp
EN50180-3
- 1 x sealing gasket.

FIXING DIMENSIONS STANDARDS NF C 52-053

French standards.



FIXING DIMENSIONS



In mm.

NOTES





THORNE &
DERRICK
INTERNATIONAL

Thorne & Derrick

+44 (0) 191 410 4292

www.powerandcables.com



Find out more about Nexans Power Accessories.

05/2017

Nexans
BRINGS ENERGY TO LIFE