

APPLICATION

A kit of 3 terminations for use outdoors and exposed to prolonged sunshine and other weather conditions.

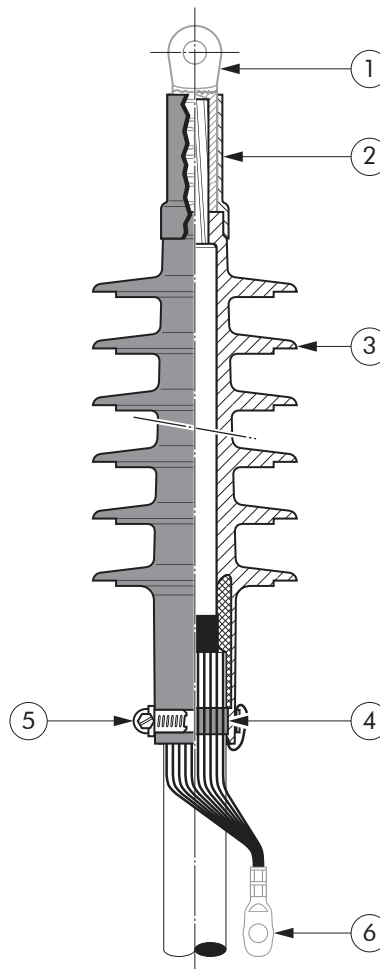
To connect polymeric insulated cable to equipment and for the outdoor terminating on to overhead lines or busbars.



DESIGN

Outdoor termination comprising:

1. Cable lug (not included in the standard kit).
2. Water sealing silicone sleeve.
3. Silicone housing with sheds and integrated conductive silicone rubber insert providing stress relief for the cable.
4. Water sealing mastic.
5. Earthing clamp.
6. Earthing lug (not included in the standard kit).



6/10 (12) kV
6.35/11 (12) kV
8.7/15 (17.5) kV
12/20 (24) kV
12.7/22 (24) kV
18/30 (36) kV
20.8/36 (42) kV

Up to 42 kV

SPECIFICATIONS AND STANDARDS

Meets the requirements of CENELEC HD 629.1 and IEC 60502-4.

Termination type	Voltage U_m (kV)	Conductor sizes (mm ²)	
		min	max
AFN 10	12	25	1200
AFN 20	24	35	1200
AFN 30	36	50	1000
AFN 36	42	70	1000

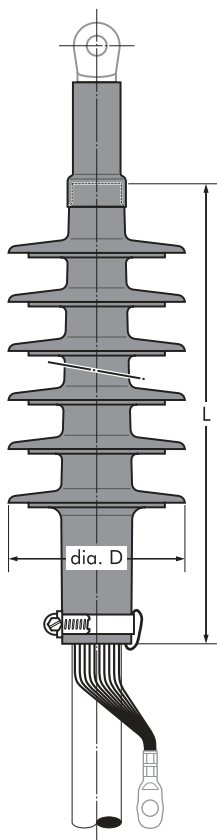
05/2017

KIT CONTENTS

A kit always comprises 3 termination housings, water sealing sleeve, the installation instructions, special lubricant, wiper, earthing clamp, water sealing mastic, adhesive tape, field control mastic, ...

ORDERING INSTRUCTIONS

Select the part number corresponding to both the system voltage and the cable dimensions in mm.



Cable lugs and earthing lugs are not included in the standard kit, but can be ordered separately.

Voltage Um (kV)	Conductor sizes (mm ²)		Diameter over core insulation (mm)		Number of sheds	L (mm) (max)	Dia. D (mm)	Creepage distance (mm)	Ordering part number
	min	max	min	max					
12	25	95	12.7	21.0	3	210	90	369	3 x AFN 10-1
	120	240	19.0	28.5	3	210	96	365	3 x AFN 10-2
	300	500	27.0	37.0	3	210	105	360	3 x AFN 10-3
	630	800	34.0	46.0	4	240	118	462	3 x AFN 20-4
	1000		39.0	50.0	7	405	127	755	3 x AFN 36-5
	1200		46.0	58.0	7	405	127	755	3 x AFN 36-6
24	35	70	18.0	23.5	4	240	100	480	3 x AFN 20-1
	95	240	22.5	33.0	4	240	112	499	3 x AFN 20-2
	300	500	31.0	41.0	4	240	118	462	3 x AFN 20-3
	400	630	34.0	46.0	4	240	118	462	3 x AFN 20-4
	630	800	39.0	50.0	7	405	127	755	3 x AFN 36-5
	1000	1200	46.0	58.0	7	405	127	755	3 x AFN 36-6
36	50	70	23.5	29.0	6	300	115	695	3 x AFN 30-1
	95	240	27.0	38.0	6	300	115	694	3 x AFN 30-2
	240	400	32.0	43.0	6	300	127	718	3 x AFN 30-3
	400	630	39.0	50.0	7	405	127	755	3 x AFN 36-5
	630	1000	46.0	58.0	7	405	127	755	3 x AFN 36-6
42	70	120	28.0	32.0	7	405	127	755	3 x AFN 36-3
	150	300	31.5	41.0	7	405	127	755	3 x AFN 36-4
	400	630	39.0	50.0	7	405	127	755	3 x AFN 36-5
	630	1000	46.0	58.0	7	405	127	755	3 x AFN 36-6
For use in heavy polluted areas (terminations with an increased creepage length)									
42	70	120	28.0	32.0	11	535	127	1079	3 x AFNP 36-3
	150	300	31.5	41.0	11	535	127	1079	3 x AFNP 36-4
	400	630	39.0	50.0	11	535	127	1079	3 x AFNP 36-5
	630	1000	46.0	58.0	11	535	127	1079	3 x AFNP 36-6

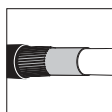
EXAMPLE:

A set of 3 outdoor terminations for a 24 kV - 240 mm² stranded aluminium cable with copper wire screen without cable lugs.

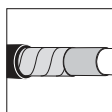
The diameter over core insulation

is 30.4 mm.

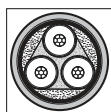
Order a 3 x AFN 20-2 termination kit.



For use with copper wire screened cables. No earthing device is necessary.



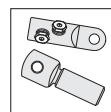
For use with copper tape screened cables. Order: -/MT.



For use with three-core cables. Please contact our representative.



For use with other cable types. Please contact our representative.



Can be supplied with all common types of cable lugs.



No heating or flame is required.



THORNE & DERRICK
INTERNATIONAL

Thorne & Derrick
+44 (0) 191 410 4292
www.powerandcables.com