

# 20 A

550 V  
U MAX

## DECONTACTOR™ DXN1



MARECHAL ELECTRIC FRANCE

Ex db eb IIC T\* Gb  
 Ex tb IIIC T\* Db  
 \*-40 °C ≤ Ta ≤ +60 °C T5 T90 °C  
 -40 °C ≤ Ta ≤ +40 °C T6 T70 °C  
 IECEx LC1 09.0005X/LC1E 99 ATEX 6027 X



IP66  
IP67



1-4 mm<sup>2</sup> (1)  
1,5-6 mm<sup>2</sup> (2)



GRP



IK09



-40 °C  
+60 °C



AC-22  
AC-23



ATEX



1, 2,  
21, 22

(1) Flexible wiring (min.-max.).  
(2) Stranded wiring (min.-max.).



Other configurations  
on request

### TEMPERATURE RATING

Gas temperature classes	T6 for an ambient T° between -40 °C and +40 °C T5 for an ambient T° between -40 °C and +60 °C
Dust surface temperature classes	Surface T° ≤ 70 °C for an ambient T° between -40 °C and +40 °C Surface T° ≤ 90 °C for an ambient T° between -40 °C and +60 °C

### STANDARDS

International and European IEC/EN standards	60079-0, 60079-1, 60079-7, 60079-31, 60309-1, 60309-4, 60947-3
Protection mode	db eb, tb

### SOCKET-OUTLET

female  
DXN1



INLET\* male  
DXN1











Voltage	Contact Config	Product Code	Product Code
20-24 V AC	2P	251408A	251808A
220-250 V AC	1P+N+E	2514015	2518015
380-440 V AC	3P+E	2514013	2518013
380-440 V AC	3P+N+E	2514017	2518017
480-500 V AC	3P+E	2514093	2518093
480-500 V AC	3P+N+E	2514097	2518097






► Other currents, voltages, frequencies and contact configurations are available (see page 14).

\* inlet cap included.







Each socket outlet  
or inlet must be  
associated with a box,  
a sleeve or a handle.

OPTIONS	Reference
<b>LOCKING PIN FOR 2 PADLOCKS Ø 4 TO 8 mm (PADLOCK NOT SUPPLIED)</b>	
	Socket-outlet ref. +843
<b>SAFETY HASP FOR UP TO 6 PADLOCKS</b>	
	399A541
<b>LARGER RELEASE BUTTON</b>	
	Ref. socket +453
<b>INLET CAP IP66/IP67</b>	
	251A426
<b>IN-LINE CONNECTIONS (A PAIR OF FINGER DRAW PLATES TO AID CLOSING)</b>	
	611A346
<b>SELF CLOSING/SELF RETURNING LID</b>	
	Socket-outlet ref.+R
<b>COMPATIBILITY WITH DSN SOCKET-OUTLET (INDUSTRIAL RANGE)</b>	
	Contact us.
<b>SELF-EJECTION</b>	
	See page 192

WALL BOX	Incline angle	Input/ Cable outer Ø	Reference
<b>WALL BOX POLY WITH EX POLY CABLE GLAND</b>			
	30°	5-10 mm	251AB5316P
	30°	10-14 mm	251AB53
	30°	12-18 mm	251AB5325P
<b>WALL BOX POLY WITHOUT CABLE GLAND</b>			
	30°	M20	251AB53417
	30°	M25	251AB53418
<b>WALL BOX POLY WITH EX POLY CABLE GLAND</b>			
	70°	10-14 mm	251AB8820P
	70°	12-18 mm	251AB8825P
	70°	16-25 mm	251AB8832P
<b>WALL BOX POLY WITH METAL CABLE GLAND WITH EARTH CONTINUITY</b>			
	70°	8-10 mm	251AB8820M
	70°	12-14 mm	251AB8825M
	70°	18-24 mm	251AB8832M
<b>WALL BOX POLY WITH TERMINAL BLOCKS (IECEx LCIE 16.0042X/LCIE 16 ATEX 3054X)</b>			
	70°	10-14 mm	251A08820P <sup>(1)</sup>
	70°	12-18 mm	251A08825P <sup>(1)</sup>

1. Delivered with two predrilled entries fitted with 1 cable gland and 1 stopping plugs, 8+2 terminals up to 4 mm<sup>2</sup> with 2.5 mm<sup>2</sup> wires. Wiring : 1-4 mm<sup>2</sup>. For other configurations, contact us.

HANDLES	Cable outer Ø	Reference
<b>POLY HANDLE WITH GLAND EX POLY</b>		
	10-14 mm	251A753
	12-18 mm	251A25325P
	16-25 mm	251A25332P
<b>POLY HANDLE WITH EX POLY GLAND FOR SELF-EJECTION OPTION</b>		
	10-14 mm	251A463
	12-18 mm	251A44325P
<b>STRAIGHT POLY HANDLE WITH METAL CABLE GLAND WITH EARTH CONTINUITY</b>		
	8-10 mm	251A25320M
	12-14 mm	251A25325M
	18-24 mm	251A25332M

SLEEVE	Incline angle	Reference
<b>INCLINED POLY SLEEVE</b>		
	30°	251A057
	70°	251A757

# 20 A

440 V  
U MAXI

## ZONE 2-22 PLUGS & SOCKETS DXN1



MARECHAL ELECTRIC FRANCE

Ex ec IIC T\* Gc  
 Ex tc IIIC T\* Dc  
 \*-40 °C ≤ Ta ≤ +60 °C T5 T95 °C  
 -40 °C ≤ Ta ≤ +40 °C T6 T75 °C  
 TF: MAR X 23.0002



IP66  
IP67



1-2,5 mm<sup>2</sup> (1)  
1,5-4 mm<sup>2</sup> (2)



GRP



IK09



-40 °C  
+60 °C



ATEX



2, 22



2 PIL<sup>(3)</sup>

(1) Flexible wiring (min.-max.).  
(2) Stranded wiring (min.-max.).  
(3) Câblage souple 0,8 mm<sup>2</sup>.



Other configurations  
on request

### TEMPERATURE RATING

Gas temperature classes	T6 for an ambient T° between -40 °C and +40 °C T5 for an ambient T° between -40 °C and +60 °C
Dust surface temperature classes	Surface T° ≤ 75 °C for an ambient T° between -40 °C and +40 °C Surface T° ≤ 95 °C for an ambient T° between -40 °C and +60 °C

### STANDARDS

International and European IEC/EN standards	60079-0, 60079-7, 60079-31
Protection mode	ec, tc



Each socket outlet  
or inlet must be  
associated with a box,  
a sleeve or a handle.

### SOCKET-OUTLET

female  
DXN1











INLET\* male  
DXN1






Voltage	Contact Config	Female Socket-Outlet	Male Inlet
20-24 V AC	2P	251408AMZ2	251808AMZ2
220-250 V AC	1P+N+E	2514015MZ2	2518015MZ2
380-440 V AC	3P+E	2514013MZ2	2518013MZ2
380-440 V AC	3P+N+E	2514017MZ2	2518017MZ2

► Other currents, voltages, frequencies and contact configurations are available (see page 14).  
\* inlet cap included.

OPTIONS	Reference
<b>SAFETY HASP FOR UP TO 6 PADLOCKS</b>	
	399A541
<b>LARGER RELEASE BUTTON</b>	
	Ref. socket +453
<b>INLET CAP IP66/IP67</b>	
	251A426
<b>IN-LINE CONNECTIONS (A PAIR OF FINGER DRAW PLATES TO AID CLOSING)</b>	
	611A346
<b>SELF CLOSING/SELF RETURNING LID</b>	
	Socket-outlet ref.+R
<b>COMPATIBILITY WITH DSN SOCKET-OUTLET (INDUSTRIAL RANGE)</b>	
	Contact us.

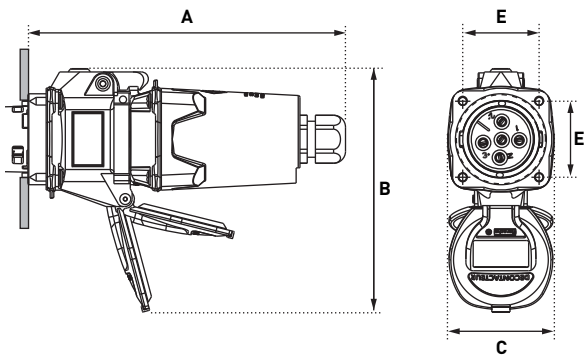
WALL BOX	Incline angle	Input/ Cable outer Ø	Reference
<b>WALL BOX POLY WITH EX POLY CABLE GLAND</b>			
	30°	5-10 mm	251AB5316P
	30°	10-14 mm	251AB53
	30°	12-18 mm	251AB5325P
<b>WALL BOX POLY WITHOUT CABLE GLAND</b>			
	30°	M20	251AB53417
	30°	M25	251AB53418
<b>WALL BOX POLY WITH EX POLY CABLE GLAND</b>			
	70°	10-14 mm	251AB8820P
	70°	12-18 mm	251AB8825P
	70°	16-25 mm	251AB8832P
120 X 120 mm			
<b>WALL BOX POLY WITH METAL CABLE GLAND WITH EARTH CONTINUITY</b>			
	70°	8-10 mm	251AB8820M
	70°	12-14 mm	251AB8825M
	70°	18-24 mm	251AB8832M
120 X 120 mm			
<b>WALL BOX POLY WITH TERMINAL BLOCKS (TF: MAR X 14.0001)</b>			
	70°	10-14 mm	Contact us
	70°	12-18 mm	Contact us
120 X 120 mm			

HANDLES	Cable outer Ø	Reference
<b>POLY HANDLE WITH GLAND EX POLY</b>		
	10-14 mm	251A753
	12-18 mm	251A25325P
	16-25 mm	251A25332P
<b>STRAIGHT POLY HANDLE WITH METAL CABLE GLAND WITH EARTH CONTINUITY</b>		
	8-10 mm	251A25320M
	12-14 mm	251A25325M
	18-24 mm	251A25332M

SLEEVE	Incline angle	Reference
<b>INCLINED POLY SLEEVE</b>		
	30°	251A057
	70°	251A757

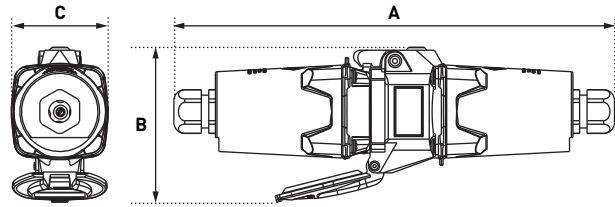
# DRAWINGS AND DIMENSIONS

**PLUG ON SOCKET-OUTLET**



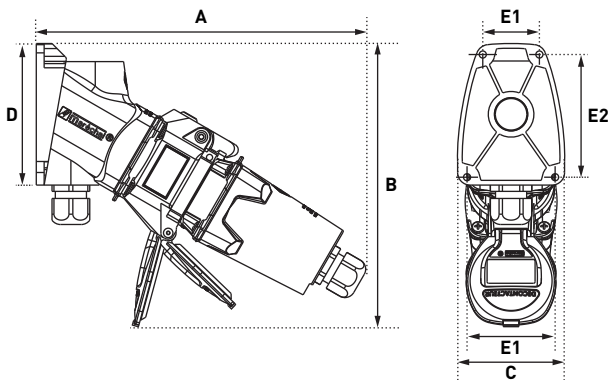
A	B	C	E
165	134	58	42

**COUPLER**



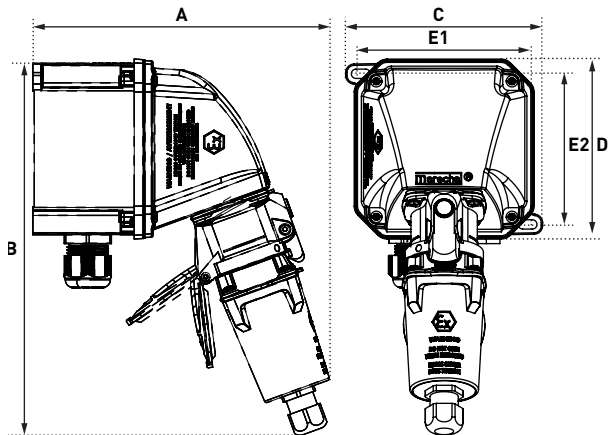
A	B	C
266	89	58

**PLUG ON 30° WALL MOUNTED SOCKET OUTLET**



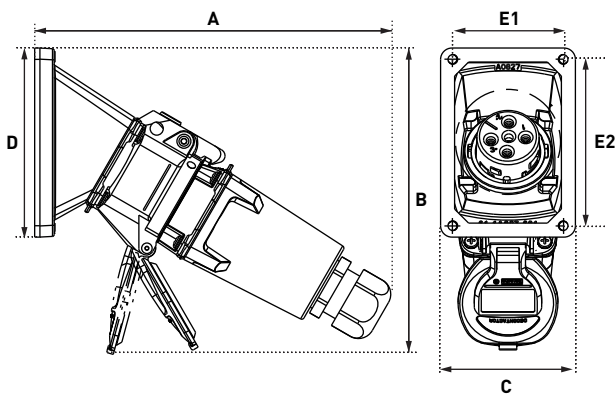
A	B	C	D	E1	E2
209	180	68	90	36/56	79

**PLUG ON 70° WALL-MOUNTED SOCKET-OUTLET**



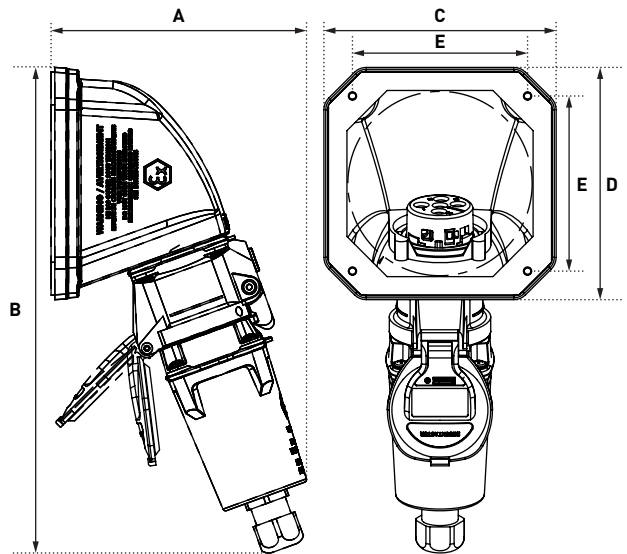
A	B	C	D	E1	E2
208	264	138	126	117	105.5

**PLUG ON 30° INCLINED SOCKET-OUTLET**



A	B	C	D	E1	E2
203	175	77	108	64	96

**PLUG ON 70° INCLINED SOCKET-OUTLET**



A	B	C	D	E
139	264	126	126	95

