


# 200 A 750 V

*U MAXI*

## DECONTACTOR™ DX2



MARECHAL ELECTRIC FRANCE

II 2 G D      Ex de IIC    tD A21  
 -40 °C ≤ Ta ≤ +60 °C    T3    T91 °C  
 IECEx LCI 09.0015/LCIE 04 ATEX 6038



IP65  
IP66



50 mm<sup>2</sup> (1)  
70 mm<sup>2</sup> (2)



METAL



IK10



-40 °C  
+60 °C



ATEX



1, 2,  
21, 22



EMC



(1) Flexible wiring.  
(2) Stranded wiring.

**Other configurations  
on request**

**Locking position  
connected or  
disconnected by  
lockable shaft.**

### STANDARDS

International and European  
IEC/EN standards

60079-0, 60079-1, 60079-7, 60079-31, 60309-1, 60309-4,

Protection mode

de, tD



**Each socket outlet  
or inlet must be  
associated with a box,  
a sleeve or a handle.**

**SOCKET-OUTLET**  
female  
**DX2 (200 A)**



**INCLINED  
APPLIANCE**  
inlet  
**DX2 (200 A)**




**PLUG**  
male  
**DX2 (200 A)**




380-440 V AC	3P+E	2674013	2676013	36-48 mm	2671013
380-440 V AC	3P+N+E	2674017	2676017	36-48 mm	2671017


► Other currents, voltages, frequencies and contact configurations are available (see page 14).


# REFERENCES ACCESSORIES

WALL BOX	Cable gland entry	Cable outer Ø	Reference
<b>WALL BOX METAL 90° EX METAL CABLE GLAND INCLUDED*</b>			
	M63	36-48 mm	267AB53

\* Optional versions for earth continuity are available, please contact us

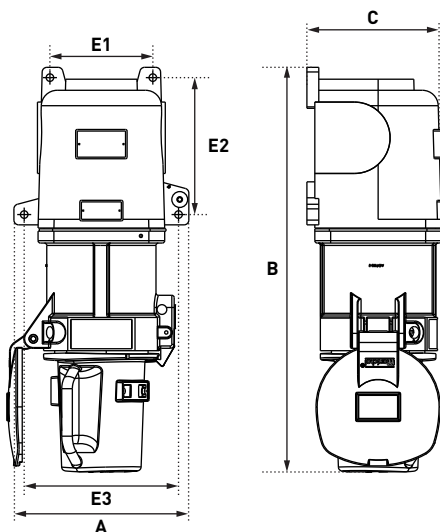
HANDLES	Cable gland entry	Cable outer Ø	Reference
<b>STRAIGHT HANDLE METAL BOX EX METAL CABLE GLAND INCLUDED*</b>			
	M63	36-48 mm	267A963

OPTIONS	Reference
<b>INLET CAP IP66/IP67</b>	
	267A926

ELECTROMAGNETIC COMPATIBILITY (EMC) ●	NEW
	Please order a metal accessory herewith, together with a Ex EMC cable gland to be found on page 318.

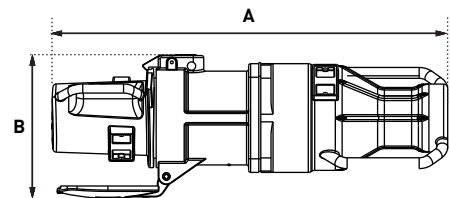
# DRAWINGS AND DIMENSIONS

PLUG ON WALL MOUNTED SOCKET OUTLET



A	B	C	E1	E2	E3
221	511	173	130	173	195

COUPLER



A	B	C
582	212	160