

63 A

750 V
U MAX

DECONTACTOR™ DX6

MARECHAL ELECTRIC FRANCE

II 2 G D Ex de IIC tD A21
 -40 °C ≤ Ta ≤ +60 °C T5 T90 °C
 -40 °C ≤ Ta ≤ +50 °C T6 T80 °C
 IECEx LCI 09.0015/LCIE 04 ATEX 6038



IP65
IP66



16-35 mm² (1)
16-50 mm² (2)



METAL



IK10



-40 °C
+60 °C



ATEX



1, 2,
21, 22



EMC

(1) Flexible wiring (min.-max.).
(2) Stranded wiring (min.-max.).



Other configurations
on request

Locking position
connected or
disconnected by
lockable shaft.

STANDARDS

International and European
IEC/EN standards

60079-0, 60079-1, 60079-7, 60079-31, 60309-1, 60309-4,

Protection mode

de, tD



Each socket outlet
or inlet must be
associated with a box,
a sleeve or a handle.

SOCKET-OUTLET
female
DX6



**INCLINED
APPLIANCE**
inlet
DX6




PLUG
male
DX6




220-250 V AC	1P+N+E	2664015	2666015	12-21 mm	2661015
380-440 V AC	3P+E	2664013	2666013	12-21 mm	2661013
380-440 V AC	3P+N+E	2664017	2666017	12-21 mm	2661017

► Other currents, voltages, frequencies and contact configurations are available (see page 14).


REFERENCES ACCESSORIES

WALL BOX	Cable gland entry	Cable outer Ø	Reference
WALL BOX METAL 90° EX METAL CABLE GLAND INCLUDED*			
	M25	9-16 mm	266AB5325M
	M32	12-21 mm	266AB53
	M40	16-27 mm	266AB5340M

* Optional versions for earth continuity are available, please contact us

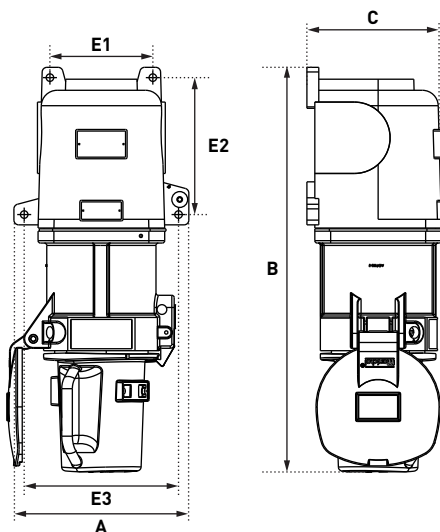
HANDLES	Cable gland entry	Cable outer Ø	Reference
STRAIGHT HANDLE METAL BOX EX METAL CABLE GLAND INCLUDED*			
	M25	9-16 mm	266A95325M
	M32	12-21 mm	266A963
	M40	16-27 mm	266A95340M

OPTIONS	Reference
INLET CAP IP66/IP67	
	266A926

ELECTROMAGNETIC COMPATIBILITY (EMC)	NEW
	Please order a metal accessory herewith, together with a Ex EMC cable gland to be found on page 318.

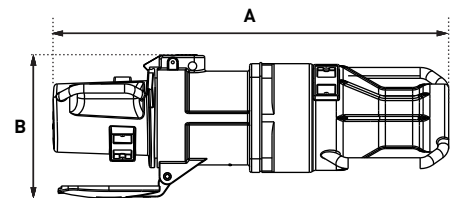
DRAWINGS AND DIMENSIONS

PLUG ON WALL MOUNTED SOCKET OUTLET



A	B	C	E1	E2	E3
221	511	173	130	173	195

COUPLER



A	B	C
582	212	160